

SENEBOGEN

PRELIMINARY

MATERIAL HANDLER

835G Hybrid

MOBILE / CRAWLER
WITH A REACH OF
UP TO 20 m



MAX CRAB



from 47 t



20 m



188 kW



160 kW

Stage V

835G
Hybrid

The efficient.

Powerful, precise and extremely fast – the 835 G Hybrid material handler with an equipment length of up to 20 m sets new standards in the inland ports, scrap yards or steelworks. Innovative technology meets a spacious, sophisticated machine design: Benefit from low operating costs and unique service accessibility.

A long-term investment

The G-series is characterized by robust components and intelligent machine design – the machine retains its value over the long-term, even with demanding continuous use.

Energy efficiency

Appreciated around the world, thanks to drives that are resource- and environmentally-friendly and the Green Hybrid energy recovery system – whether with diesel drive or as an electric version.

Occupational safety

Thanks to the precisely controlled movements and the numerous safety features, you can work effortlessly and safely throughout your day.

Modular variety

Unique machine variety – we build the perfect machine to meet the needs of your application.

Maximum comfort

The spacious cabs are designed with the needs of the operator in mind – comfortable and spacious with sophisticated features.

Maintenance & service

Intelligent fleet management and machine status monitoring via the SENtrack portal as well as unique accessibility of machine components.



AN INVESTMENT THAT PAYS OFF.

The durability and reliability of the SENNEBOGEN Green Line is based on decades of experience in the design of high-quality crane and material handling technology. We find the perfect solution for any application in the scrap yard, inland ports or steelworks worldwide – so that you can handle scrap and bulk materials in a particularly economical and environmentally friendly manner.

PRODUCT VIDEO



Huge savings potential, high ease of maintenance: You can find out what makes the 835 G Hybrid so effective in the tour around the machine.

www.sennebogen.com/835-product-video

This 835 G Hybrid achieves up to **800 t/h***



Low operating costs thanks to energy-efficient electric drives and energy recovery through the Green Hybrid system



Manageable and service-friendly technology for maximum machine availability



Consistent performance thanks to robust steel construction, and high-quality drive and control components from renowned manufacturers



High handling capacity of up to 800 t per hour¹ reduces the berthing time of ships



Sophisticated technology thanks to the consistent further development up to the 6th generation, the G-series – for demanding material handling



Durable and robust in extreme weather and harsh operating conditions, works equally well in the cold of the Arctic Circle or the heat of Dubai



¹ The specified handling capacity is a reference value that can be achieved with the appropriate grab for the machine (see Attachments catalog). Actual handling capacities depend on the individual loading and unloading situation in the port and are the result of various parameters (e.g. lifting height, angle of rotation, ship shape, grab fill level, grab).

* in bulk cargo handling with 2.2 m³ grab with a material density of 1.7 t/m³ and an 80° slewing angle

Advanced. The **G** series.



LONG SERVICE LIFE, HIGH VALUE RETENTION

- Reliable and powerful thanks to its robust construction and high-quality components
- Temperature-controlled cooling system, designed and tested for heavy-duty applications and high ambient temperature

SOPHISTICATED, STATE-OF-THE-ART TECHNOLOGY

- In the 6th generation – decades of experience in designing and constructing material handlers
- Increased efficiency thanks to G series hydraulics: optimized hose and pipe routing

SIMPLE TO MAINTAIN AND SERVICE

- Manageable technology and no over-engineering
- Ideal accessibility to all components for easy maintenance

ENVIRONMENTALLY-FRIENDLY DRIVE TECHNOLOGY

- State-of-the-art engine, drive and emission systems in line with the latest technology standards (stage V)
- Right-sizing of the engine through efficient energy recovery technology: powerful and low-consumption



50 %

saving in operating costs by significantly reducing energy consumption



SENNEBOGEN – WORLD LEADER IN ELECTRIC MATERIAL HANDLERS.

Over the last **35 years**, we have implemented by far the most electrical applications

- ✔ A complete solution direct from the manufacturer – detailed route analyses and individual power supply project planning, tailored specifically to your application
- ✔ A variety of solutions for power supplies, voltage types and emergency operating units ex works
- ✔ No fueling stops or need to store fuel - always ready for use
- ✔ Service intervals twice as long and lower service costs: No need for fuel/oil filter and oil changes compared to diesel engine
- ✔ High value retention and significantly longer service life
- ✔ No exhaust gases – good for the environment, good for people
- ✔ Low-noise and vibration-free operation for greater working comfort
- ✔ Cleaner engine compartment even after long operating period

Image shows electric machine of the E series

GREEN HYBRID – THE MOST ADVANCED ENERGY RECOVERY TECHNOLOGY ON THE MARKET

Save up to
30%
energy with
hybrid hydraulic cylinder

GREEN HYBRID ENERGY RECOVERY TECHNOLOGY



Energy recuperation through safe & smart design: Discover in the video how the SENNEBOGEN Green Hybrid system makes material handling even more efficient.

www.sennebogen.com/835-green-hybrid



1 Boom lowers, gas compresses



2 Energy storage module consisting of hydraulic cylinder and nitrogen accumulator



3 The nearly constant force transmission throughout the cylinder cycle supports the next boom lift

SENNEBOGEN GreenHybrid

Protects the environment, saves energy, reduces your costs.

- ✔ System advantages: large system volume and constant force transmission over the entire cylinder cycle
- ✔ System stability through constant pressure and temperature control
- ✔ Functional safety through the use of standard hydraulic components in the protected rear area of the machine
- ✔ System is optimally adjusted to the individual machine configuration

SAFETY FIRST.

Enjoy a safe work environment thanks to numerous safety features developed especially for port and scrap yard use. Protecting people, the environment and the machine.

HOW TO OPERATE THE SAFETY BOOM LIFT



This video will show you how the SENNEBOGEN Safety Boom Lift works.

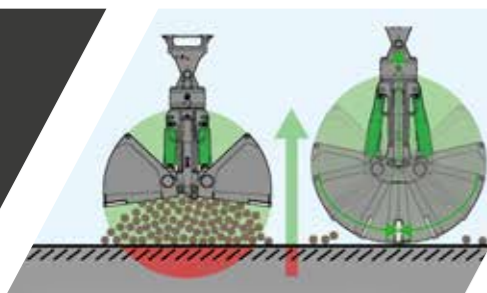
www.sennebogen.com/safety-boom-lift

Component safety

maximum service life thanks to the robust steel construction – produced in our very own subsidiary

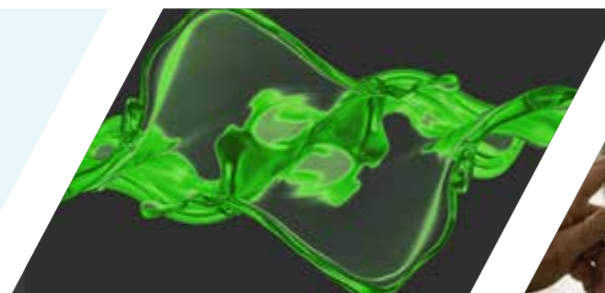
Safe & ergonomic

optimum cab and machine component accessibility via stairs and ascents



Safety Boom Lift

Grab automatically lifts as it closes, protecting ship hulls, port surfaces, equipment and the grab itself



Biodegradable oil

With safe environmental compatibility



SENtrack

Maintain fleet management safety by monitoring the condition of your machines



Powerful LED spotlights

for optimal illumination of the work area



Folding lubrication system

Optimal accessibility, reachable from the ground for easy maintenance and filling



Optimal camera monitoring

of all safety-relevant areas*

* Cameras are installed as standard on the right-hand side and to monitor the rear area. Additional cameras, e.g. on the stick, are available on request.

EXPERIENCE VARIETY FOR ANY TYPE OF MATERIAL

Tailored to your application, whether scrap, bulk material or timber: Thanks to the high-performance hydraulics of SENNEBOGEN material handlers and our wide range of attachments, you can handle various types of materials quickly and reliably.



Bulk material (feed, coal, etc.) with clamshell grab (SGZ)



Orange peel grab (SGM), shell form half-open, for e.g. sheet metal waste



Timber grab (SGH)



Orange peel grab (SGM), closed shell form, e.g. for mixed scrap



Magnet with quick coupler



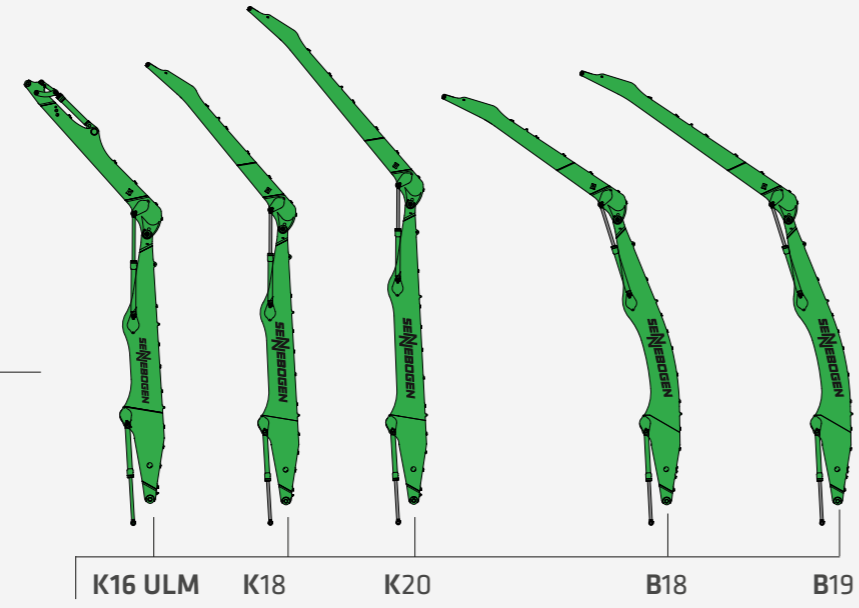
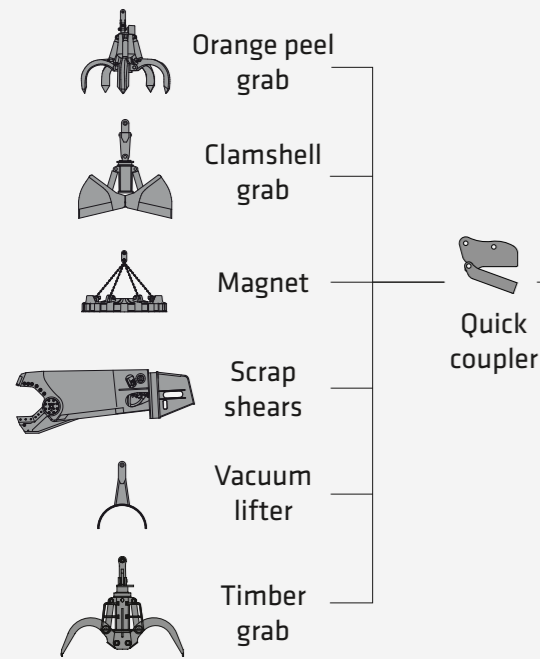
Orange peel grab (SGM), closed shell form, for e.g. metal shavings

SENNEBOGEN GRAB CATALOG

www.sennebogen.com/grabs

A MODULAR DESIGN. NUMEROUS APPLICATIONS.

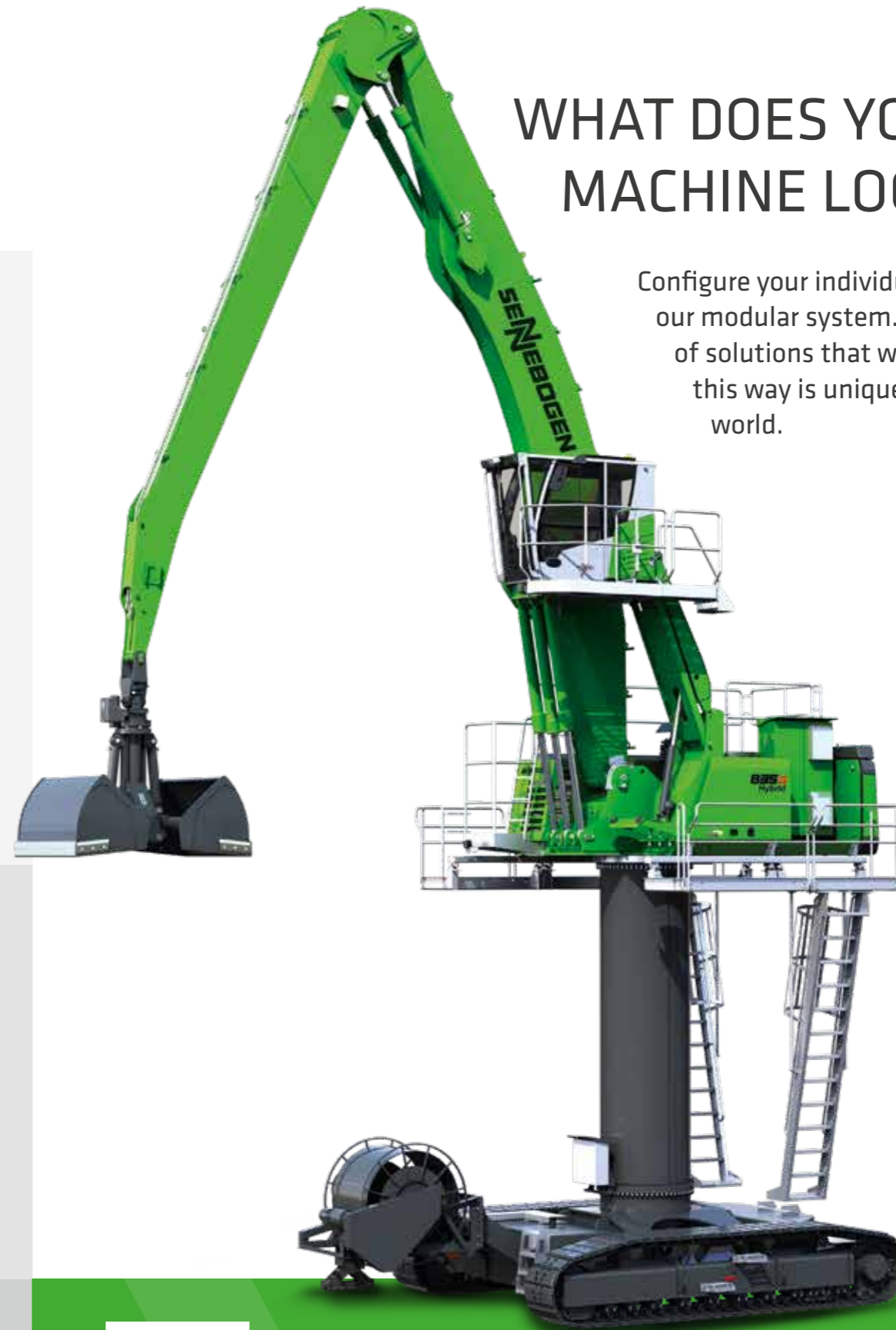
EQUIPMENT




K = Compact boom
 B = Banana boom for greater reach depth
 ULM: Equipment with tipping kinematics, e.g. for sorting grabs

WHAT DOES YOUR MACHINE LOOK LIKE?

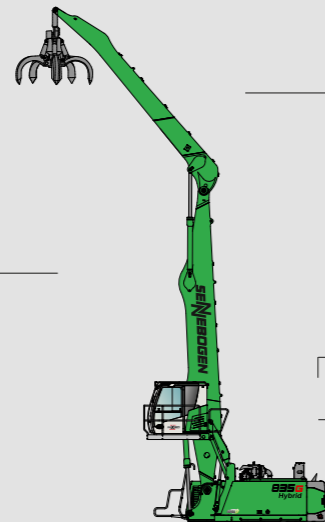
Configure your individual machine from our modular system. The great variety of solutions that we can implement in this way is unique anywhere in the world.



CAB




CAB ELEVATION



- Diesel-hydraulic drive
- Electrohydraulic drive
- OPTIONS**
- Motorized cable reel
- Transformer
- UPPERCARRIAGE**

UNDERCARRIAGE



CUSTOM CONFIGURATION

More than 16,000 unique material handling solutions can be delivered through SENNEBOGEN's modular machine design - watch the video now!

www.sennebogen.com/versatility

MAXIMUM COMFORT.



THE NEW MAXCAB
 Unobstructed visibility
 Optimized, spacious interior
 Intuitive operation

Everything in view

The spacious cab with panoramic view gives you a practical overview of your work area. The safety cameras provide support and allow you to monitor the critical areas conveniently via the monitoring system in the cab.

Pleasant indoor climate

Whether in warmer areas or in ports with sub-zero temperatures, you can enter a work space with a comfortable temperature every day and concentrate on the essentials of work thanks to pleasant heating and air conditioning.

For your health

The back-friendly comfort seat with reinforced suspension, adjustable armrests and optimally arranged control elements make everyday work even easier. With the convenient control panel, you can now reach many functions even faster and the ergonomic joysticks are comfortable to hold – in an award-winning design!

Easy control

The intelligent SENCON control system gives you quick and easy feedback on the machine's condition. Thanks to the intuitive user interface, it has never been easier to monitor energy consumption and utilization, control the desired working modes and contribute towards reducing operating costs.

“With the new Maxcab, we have once again implemented customer requirements: for maximum ease of use.”

CORNELIUS STROBL,
 Head of the Scrap and Recycling
 Business Unit



CAB HIGHLIGHTS



ALWAYS THE RIGHT VIEWING ANGLE

With the new **cab elevation**, the operator not only receives a great increase in viewing height for maximum safety and overview: Thanks to the extremely **robust design**, it also guarantees quiet and fatigue-free operation even during fast movements.



Optional (G350)
6.6 m

Viewing height (G280)
5.8 m

IN SERIES		Maxcab	Maxcab Industry
ENTRANCE		Sliding door incl. sliding window	Sliding door incl. sliding window
WINDSHIELD		Optimal field of vision, tinted bullet proof glass	Undivided windshield made from bullet proof glass, rigidly glazed
SKYLIGHT		Bullet proof skylight	Bullet proof skylight
PLATFORM		Platform with railing for safe access	Platform with railing for safe access
WIPERS		Wipers for skylight	Wipers for skylight
		Wiper and washer system for front windshield	Wiper and washer system for front windshield
AIR CONDITIONER		Heating/air conditioning system with fresh air and recirculating air filter	Heating/air conditioning system with fresh air and recirculating air filter
FLOODLIGHTS		Powerful LEDs, integrated in the roof	Powerful LEDs, integrated in the roof
RADIO PREPARATION		✓	✓
SENCON CONTROL AND DIAGNOSTIC SYSTEM		✓	✓
OPTIONS			
RADIO		DAB, with MP3 and Bluetooth® function, hands-free system	DAB, with MP3 and Bluetooth® function, hands-free system
AIR-CONDITIONED SEAT		✓	✓
PROTECTIVE VENTILATION SYSTEM		✓	✓
COOLING BOX BEHIND THE OPERATOR'S SEAT		✓	✓
PROTECTIVE GRILLE ON SKYLIGHT AND WINDSHIELD		✓	✓
SUN PROTECTION PACKAGE		✓	✓

G SERIES
STANDARD
EQUIPMENT

FLEET MANAGEMENT FOR PROFESSIONALS

SENtrack

1. Reduce service costs

The dashboard is used to monitor the machine and its main operating parameters (temperatures, consumption). If key figures deviate significantly from the target value, the user is informed immediately.

2. Reduce consumption

You will receive daily updated insights into your fleet processes: Easily identify and optimize times when machines are idle or change set parameters when machines are underloaded to reduce consumption.

“What if you could receive real-time data from all your machines with just one click and so increase your productivity? SENNEBOGEN’s SENtrack telematic system makes this possible. The monitoring tool is now installed as standard in the G series!”

3. Improve productivity

With just a few clicks, you can identify and optimize machine capacity, analyze routes if required and thus make your processes more profitable.

4. Safeguard your investment

Practical alarm messages inform you about critical machine conditions. In the event of irregular movements, the machine can also easily be deactivated remotely.



MAINTENANCE AND SERVICE.

KEEP IT SIMPLE. WITH MANAGEABLE TECHNOLOGY.




Reliable and practical technology makes life easier. Where electronics add no value, we rely on hydraulics and electrical systems.



We make you happy, not reliant. With cost-effective components and fewer process steps, you can take care of your own machine.



The most important components, such as the accumulator module or the distributor, are all easily accessible from a central point for straightforward checking and troubleshooting.



The SENCON control system supports you with diagnostics and makes troubleshooting easier. So your machine is back in action more quickly.

All maintenance and service points are clearly arranged and easily accessible. The clear labeling of components makes finding your way around easy.

TECHNICAL DATA, EQUIPMENT

MACHINE TYPE

MODEL (TYPE) 835 G Hybrid

DIESEL ENGINE

TYPE **Stage V:**
Cummins B6.7 FR95885¹
Rated power: 168kW/2200 rpm
Operating point standard: 188kW/1800 rpm
Operating point ECO: 184kW/1600 rpm
Automatic idle/stop

COOLING water-cooled, charge air cooling, coolant cooling

DISPLACEMENT 6.7 l

NUMBER OF CYLINDERS 6

BATTERIES 2 x 155 Ah, battery disconnect switch

ELECTRICAL SYSTEM 24 V

OPTIONS Engine block heater
Diesel and AdBlue pump
Jump start pole

TANK CAPACITIES

FUEL 650 l

ADBLUE 75 l

HYDRAULIC TANK 420 l

COOLANT approx. 50 l

ENGINE OIL approx. 23 l

CENTRAL LUBRICATION SYSTEM Automatic central lubrication for equipment and slewing ring, display of fault and empty message via SENCON, foldable and easy to fill

UPPERCARRIAGE

DESIGN Torsion-resistant box design, precision crafted, body parts and side flaps made from robust, recyclable sheets, steel bushings for boom mounting, service-friendly design, engine installed in longitudinal direction

COOLING SYSTEM Cooling system with 3 cooling circuits and demand-driven fan control consisting of: Coolant cooling and hydraulic oil cooling, hydraulically driven, thermostatically controlled incl. fan reversal

OPTIONS LED lighting package
Swing bearing brake via foot pedal
Fire extinguisher
Maritime climate paint
Low temperature packages
Electrical Hydraulic tank preheating
Magnet generator 20/25 kW

ELECTRIC DRIVE

OPTIONS Type: 160 kW, standard with 400 V / 50 Hz
Transformer
Cable drum



TECHNICAL DATA, EQUIPMENT

HYDRAULIC SYSTEM

Load-sensing/ LUDV hydraulic system, hydraulically operated work functions

DELIVERY RATE 740 l/min

OPERATING PRESSURE up to 350 bar

LOAD LIMIT CONTROL Optimized load limit control; in order to use the best possible operating point of the diesel engine at all times, even under full load

CONTROL SYSTEM Proportional, precision hydraulic actuation of work movements, 2 hydraulic servo joysticks for work functions, additional functions via switches and foot pedals

SAFETY Hydraulic circuits safeguarded with safety valves

Pipe fracture safety devices

Emergency lowering of the equipment in case of engine standstill

OPTIONS Tool control for programming pressure/ rate of up to 10 tools

Load torque indicator with load warning

Overload protection by bar graph pressure indicator or load torque limiter

Cross potentiometer on joystick for additional functions

Bio-oil filling

SLEWING DRIVE

GEARBOX Compact planetary gear with bent-axis hydraulic engine, integrated brake valves

PARKING BRAKE Spring-loaded multi-disk brake

SLEWING RING Externally toothed, with pinion lubrication

SLEWING SPEED 0-8 rpm, variable.

TORQUE 140 kNm

CAB²



CAB TYPE Maxcab, 2.8 m elevation

CAB FEATURES Sliding door incl. sliding window, vibration-damped, tinted safety glass, bullet proof glass on windscreen, safety glass on side windows, roof window, windscreen wiper, sunblind on windscreen and roof window, integrated microphone for hands-free system, radio preparation, air-suspended comfort seat, heating/air-conditioning system with fresh air filter and recirculating air filter, joystick steering (mobile version), SENCON

OPTIONS Maxcab Industry, continuous bullet proof glass pane
Cab adjustment can be raised 2.9 m and moved forward 2.0 m
Cab adjustment can be raised by 3.5 m
Protective roof guard, FOPS if applicable
Protective front guard
Active carbon filter for outside air
Auxiliary heating system
Air-conditioned seat
Radio (DAB), with MP3 and Bluetooth® function, hands-free system
Cooling box



TECHNICAL DATA, EQUIPMENT

UNDERCARRIAGE



MOBILE MP41 mobile undercarriage with integrated 4-point outrigger, steering axle with automated pendulum axle, pendulum axle cylinder with pipe fracture safety valve, all-wheel drive powered by an adjustable hydraulic motor with directly attached, automatically actuated brake valve and 2-stage power shift transmission, planetary axles with integrated steering cylinders, service brake with 2-circuit system, multi-disc brake as parking brake

TIRE TYPE 8 x 12.00-20

BRAKES hydraulic

TRAVEL SPEED Stage 1: 0-5.4 km/h
Stage 2: 0-20 km/h

OPTION Tires: 8 x 12.00-24

MOBILE SPECIAL



MP42 mobile undercarriage with integrated 4-point outrigger, steering axle as hydraulically lockable pendulum axle, pendulum axle cylinder with pipe-fracture safety valves, all-wheel drive via an adjustable hydraulic motor with directly attached, automatically actuated brake valve, planetary axles with integrated steering cylinders, service brake with 2-circuit system, multi-disc brake as parking brake

TRAVEL SPEED 0-14 km/h

OPTION up to 2.5 m pylon

Tires: 8 x 14.00-24



Optional: travel drive protection

CRAWLER



T41/380 crawler undercarriage in stable, torsion-resistant box construction, mechanically telescopic, with hydraulic traction drive on each side of the chassis by means of an axial piston motor via compact planetary gear in the chassis frame, spring-loaded, hydraulically ventilated multi-disc brake as parking brake

TRAVEL SPEED Stage 1: 0-1.6 km/h
Stage 2: 0-3 km/h

OPTION Hydraulic telescopic crawler undercarriage
up to 1.5 m pylon

CRAWLER SPECIAL



R44/380 wide-track crawler undercarriage, with hydraulic travel drive, integrated in the chassis frame for each running gear side with axial piston motor and compact planetary gear, hydraulically ventilated spring-loaded disc brakes as parking brake

TRAVEL SPEED 0-2.3 km/h

OPTION up to 4.5 m pylon

TECHNICAL DATA, EQUIPMENT

EQUIPMENT



CYLINDERS Hydraulic cylinders (incl. hybrid cylinders) with high-quality sealing and guide elements, end position damping, sealed mounting points

- OPTIONS**
- Safety Boom Lift for equipment
 - Sea climate resistant coating of all cylinders, nickel-plated and chrome-plated
 - Adjustable lift limitation / stick limitation
 - LED lighting
 - Stick mounted camera
 - Equipment type "ULM" with tipping kinematics
 - Equipment type "Banana" for greater reach depth

OPERATING WEIGHT



MASS 47.3 t, with MP41 and K18 incl. attachment

NOTE Operating weight varies by model and equipment.




Option: quick coupler

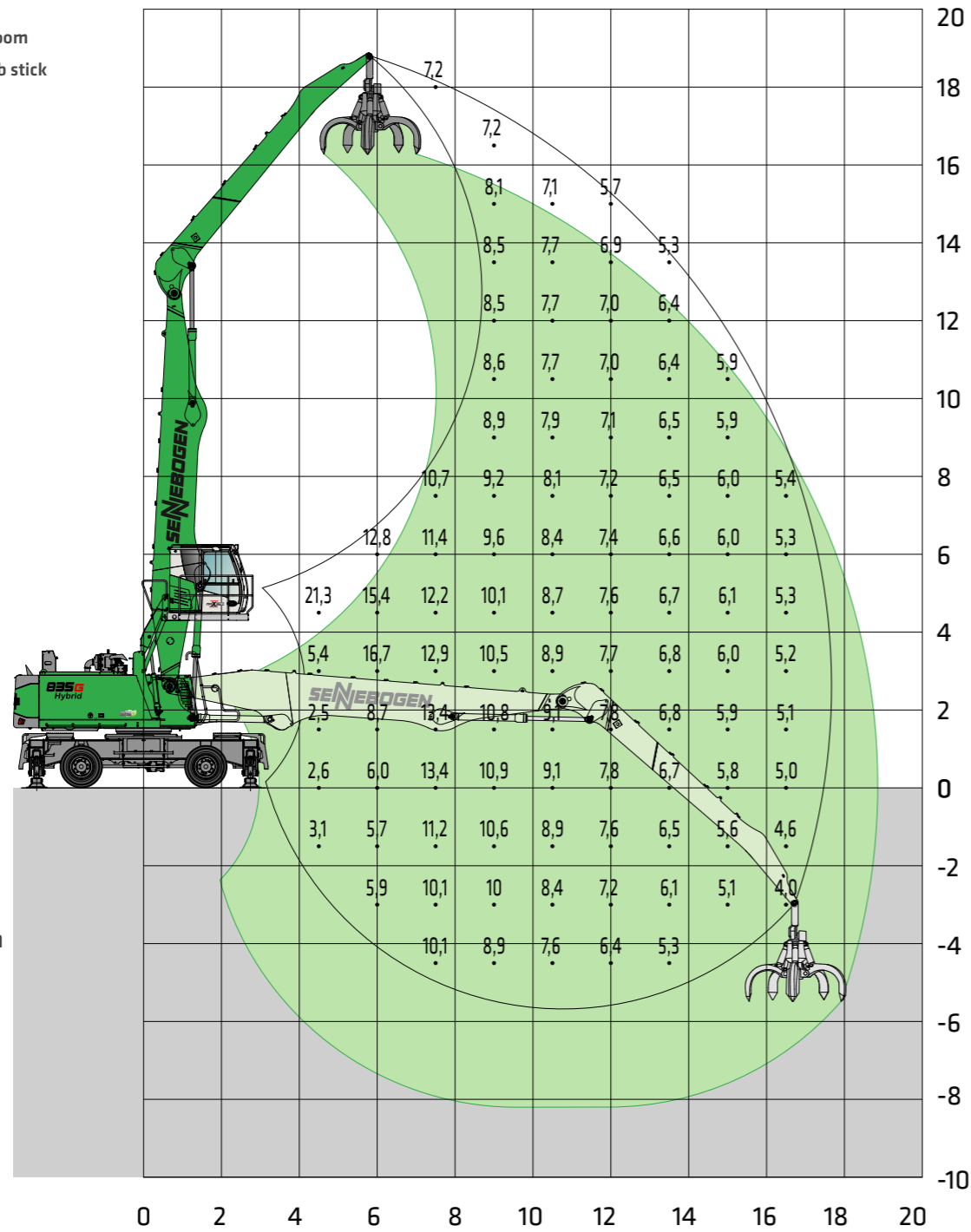
Optional: LED lighting on the stick (both sides)



LOAD RATINGS K18 (MOBILE)

 MP41  MAXCAB
2.80 m elevating (G280)

 10.1 m boom
7.9 m grab stick



Machine shown in mirror image

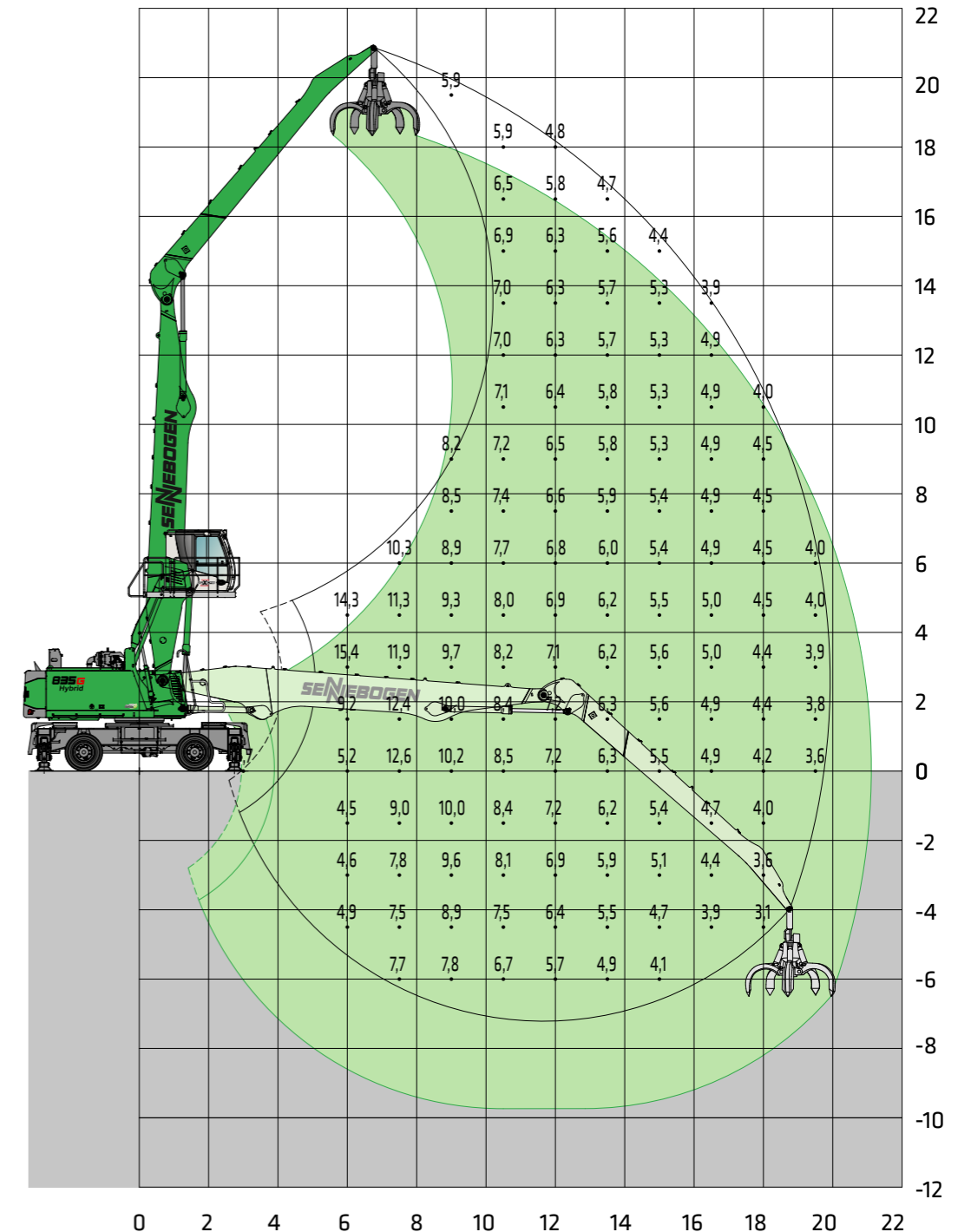
20210412070055

Notes:
All load ratings are given in tons (t) brought to bear at the end of the stick, without tools on firm level ground. Working tools such as grab, magnet, load hook, etc. are included in the specified load ratings. The stated values are 75 % of the static tipping load and 87 % of the hydraulic lifting force according to ISO10567 and apply at the required operating temperature in the Green Hybrid system. According to EU standard EN 474/5, hydraulic material handlers used for hoisting must be equipped with a pipe rupture safety device on lifting and stick cylinders and an overload warning device. Load ratings apply to a machine with 4-point outrigger and for 360° slewing.

LOAD RATINGS K20 (MOBILE)

 MP41  MAXCAB
3.5 m elevating (option G350)

 11 m boom
9.4 m grab stick



Machine shown in mirror image

20210412070216

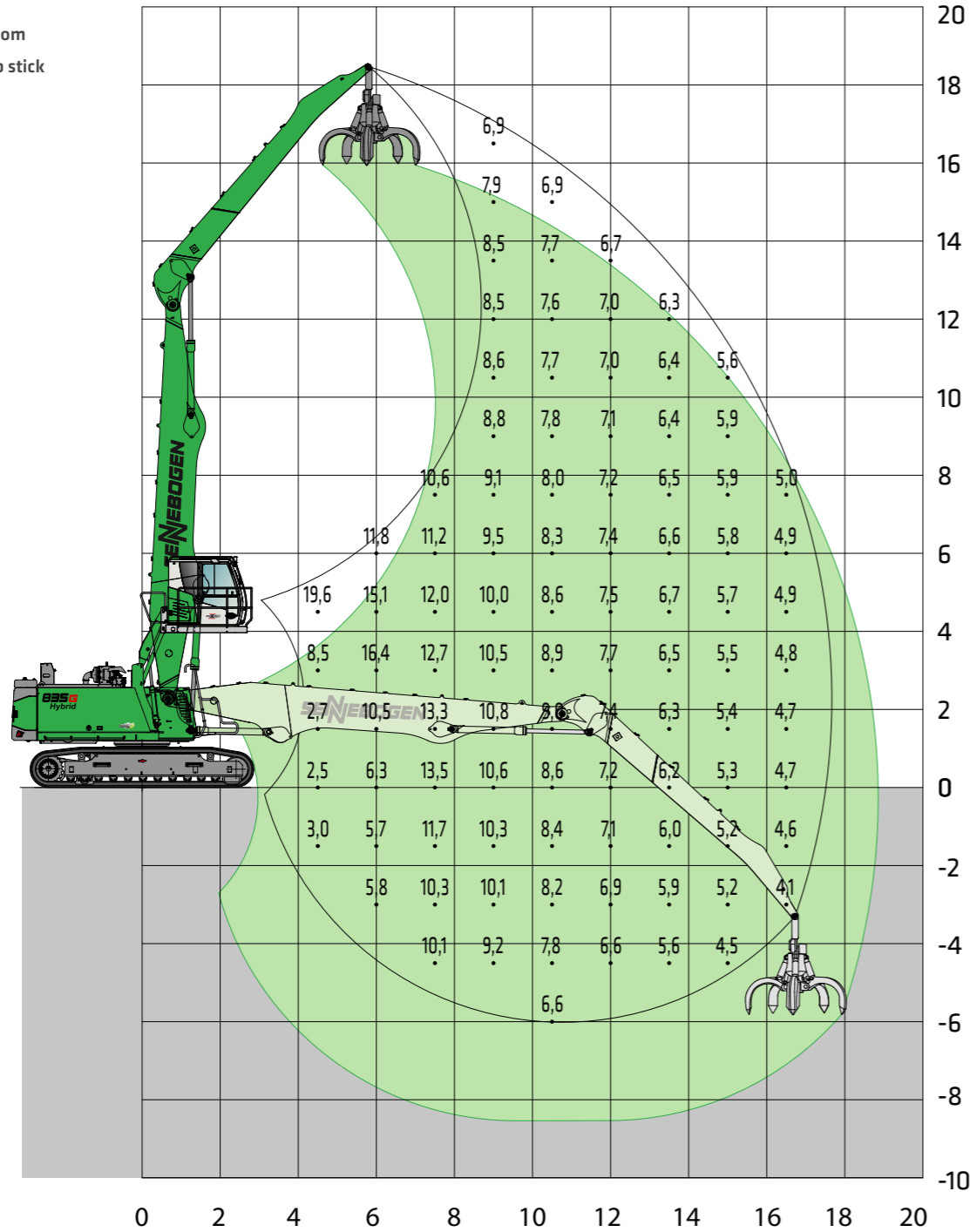
Notes:
All load ratings are given in tons (t) brought to bear at the end of the stick, without tools on firm level ground. Working tools such as grab, magnet, load hook, etc. are included in the specified load ratings. The stated values are 75 % of the static tipping load and 87 % of the hydraulic lifting force according to ISO10567 and apply at the required operating temperature in the Green Hybrid system. According to EU standard EN 474/5, hydraulic material handlers used for hoisting must be equipped with a pipe rupture safety device on lifting and stick cylinders and an overload warning device. Load ratings apply to a machine with 4-point outrigger and for 360° slewing.

LOAD RATINGS K18 (CRAWLER)

T41/380
(telescopic)

MAXCAB
2.80 m elevation (G280)

10.1 m boom
7.9 m grab stick



Machine shown in mirror image

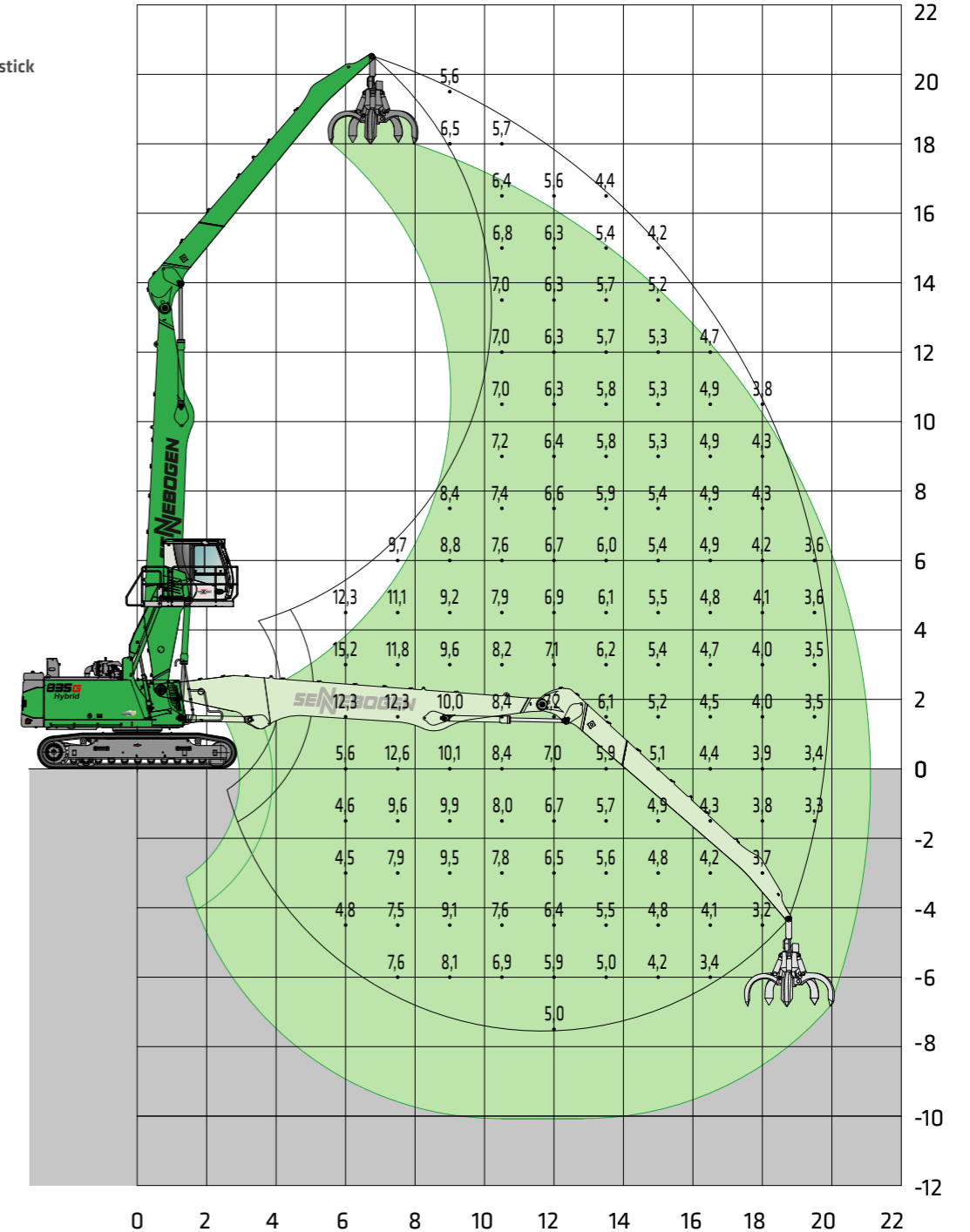
Notes:
All load ratings are given in tons (t) brought to bear at the end of the stick, without tools on firm level ground. Working tools such as grab, magnet, load hook, etc. are included in the specified load ratings. The stated values are 75 % of the static tipping load and 87 % of the hydraulic lifting force according to ISO10567 and apply at the required operating temperature in the Green Hybrid system. According to EU standard EN 474/5, hydraulic material handlers used for hoisting must be equipped with a pipe rupture safety device on lifting and stick cylinders and an overload warning device. The specified load ratings apply to maximum track width and 360° slewing.

LOAD RATINGS K20 (CRAWLER)

T41/380
(telescopic)

MAXCAB
3.50 m elevating (option G350)

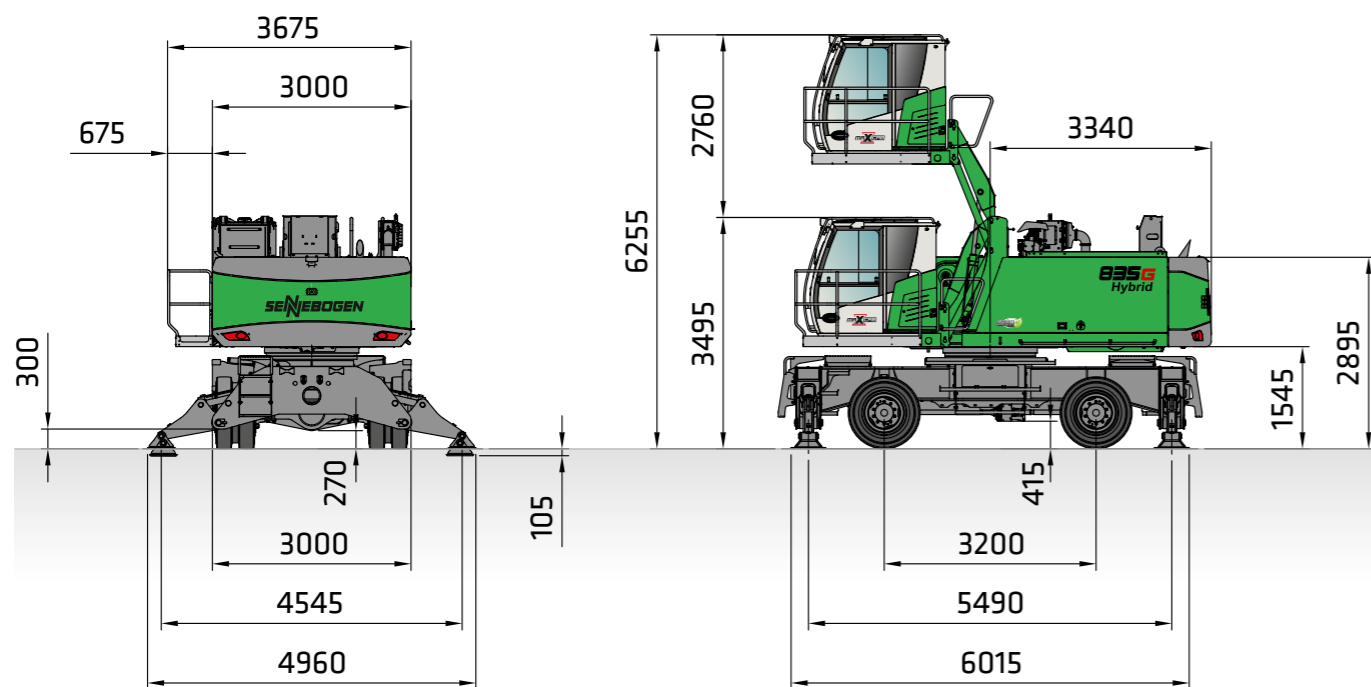
11 m boom
9.4 m grab stick



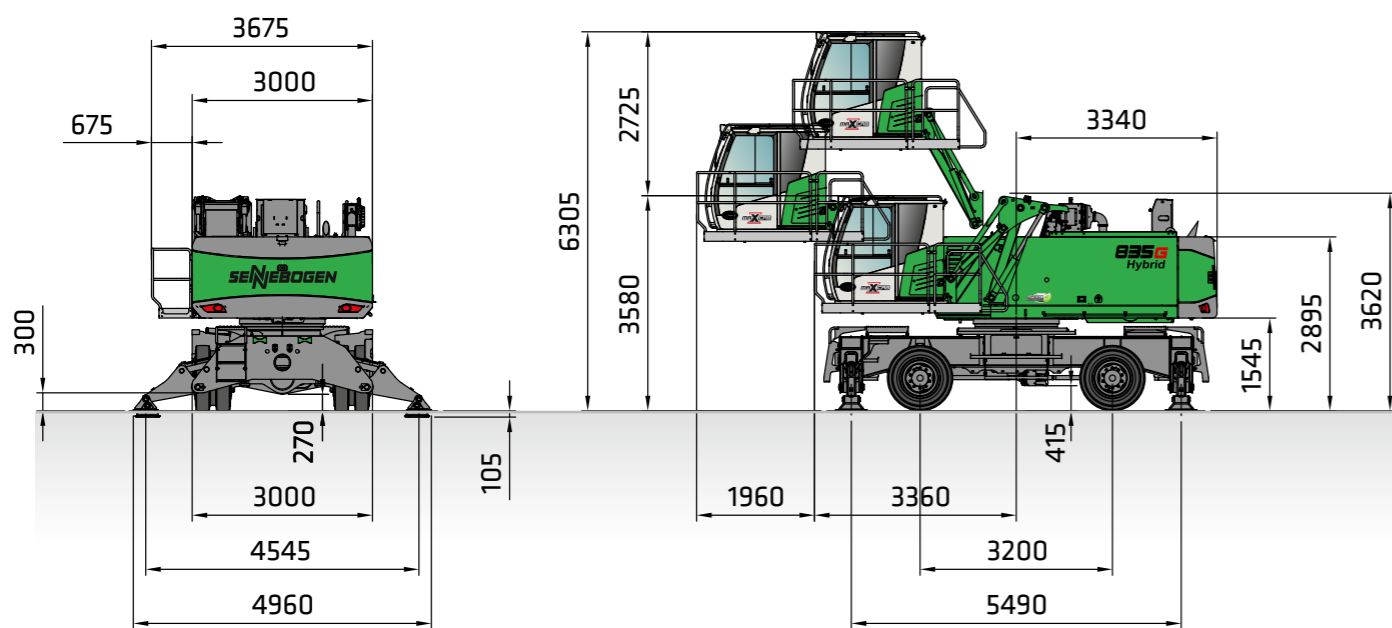
Machine shown in mirror image

Notes:
All load ratings are given in tons (t) brought to bear at the end of the stick, without tools on firm level ground. Working tools such as gripper, magnet, load hook, etc. are included in the specified load ratings. The stated values are 75 % of the static tipping load and 87 % of the hydraulic lifting force according to ISO10567 and apply at the required operating temperature in the Green Hybrid system. According to EU standard EN 474/5, hydraulic material handlers used for hoisting must be equipped with a pipe rupture safety device on lifting and stick cylinders and an overload warning device. The specified load ratings apply to maximum track width and 360° slewing.

DIMENSIONS MOBILE

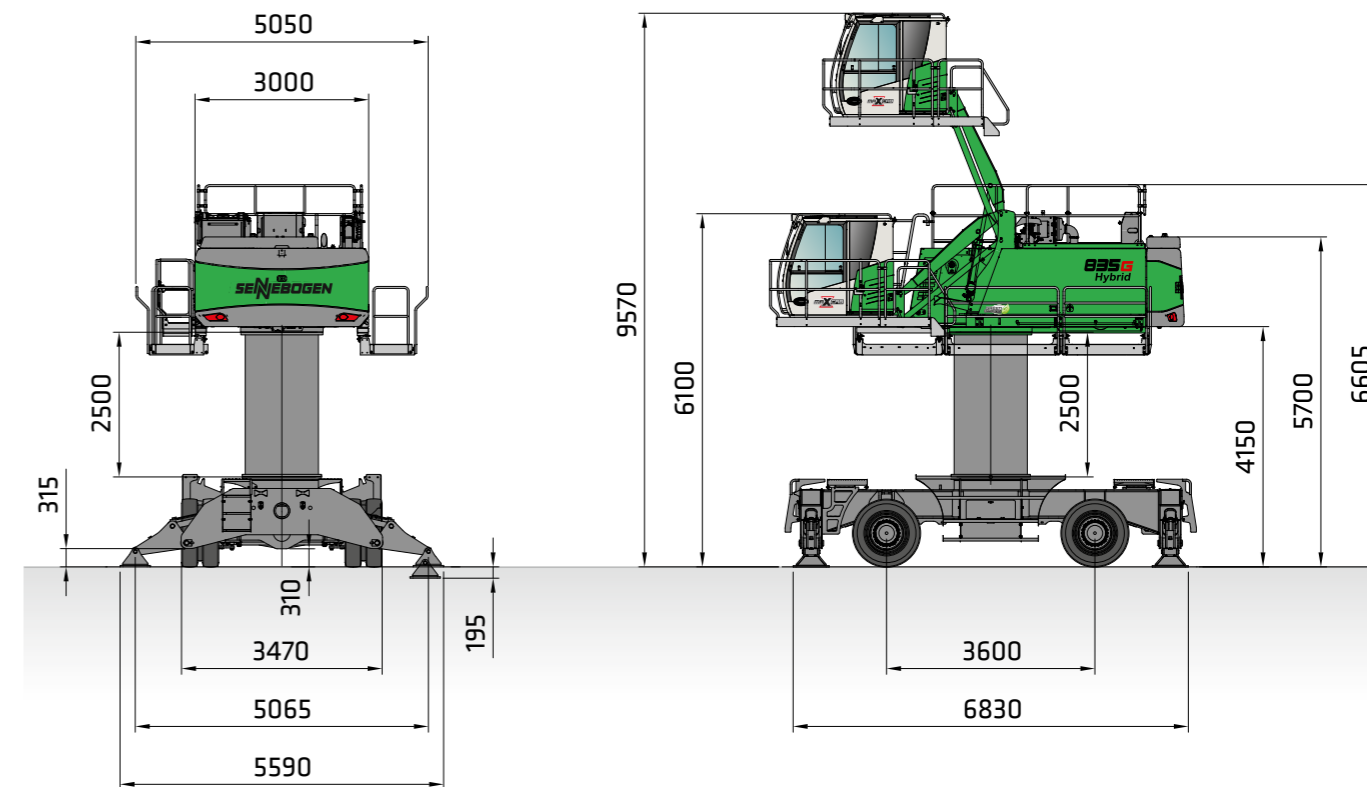


835G HYBRID WITH MP41 UNDERCARRIAGE AND G280 MAXCAB, HYDRAULICALLY ELEVATING (SERIES), SOLID RUBBER TIRES 12.00-20

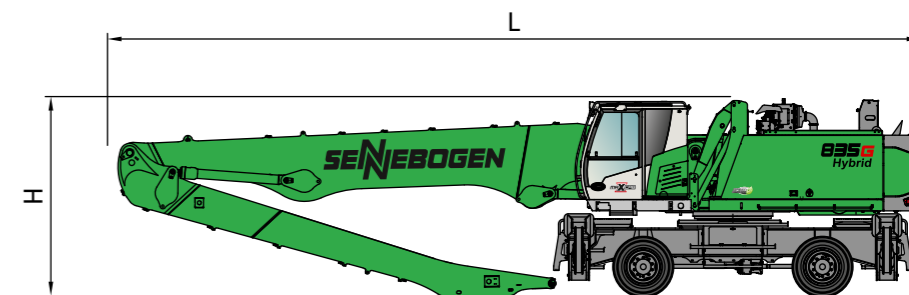


835 G HYBRID WITH MP41 UNDERCARRIAGE AND G290/200 MAXCAB THAT CAN BE ELEVATED AND MOVED FORWARD HYDRAULICALLY, SOLID RUBBER TIRES 12.00-20

DIMENSIONS MOBILE



835G HYBRID WITH MP42 UNDERCARRIAGE AND G350 MAXCAB, HYDRAULICALLY ELEVATING, SOLID RUBBER TIRES 12.00-24



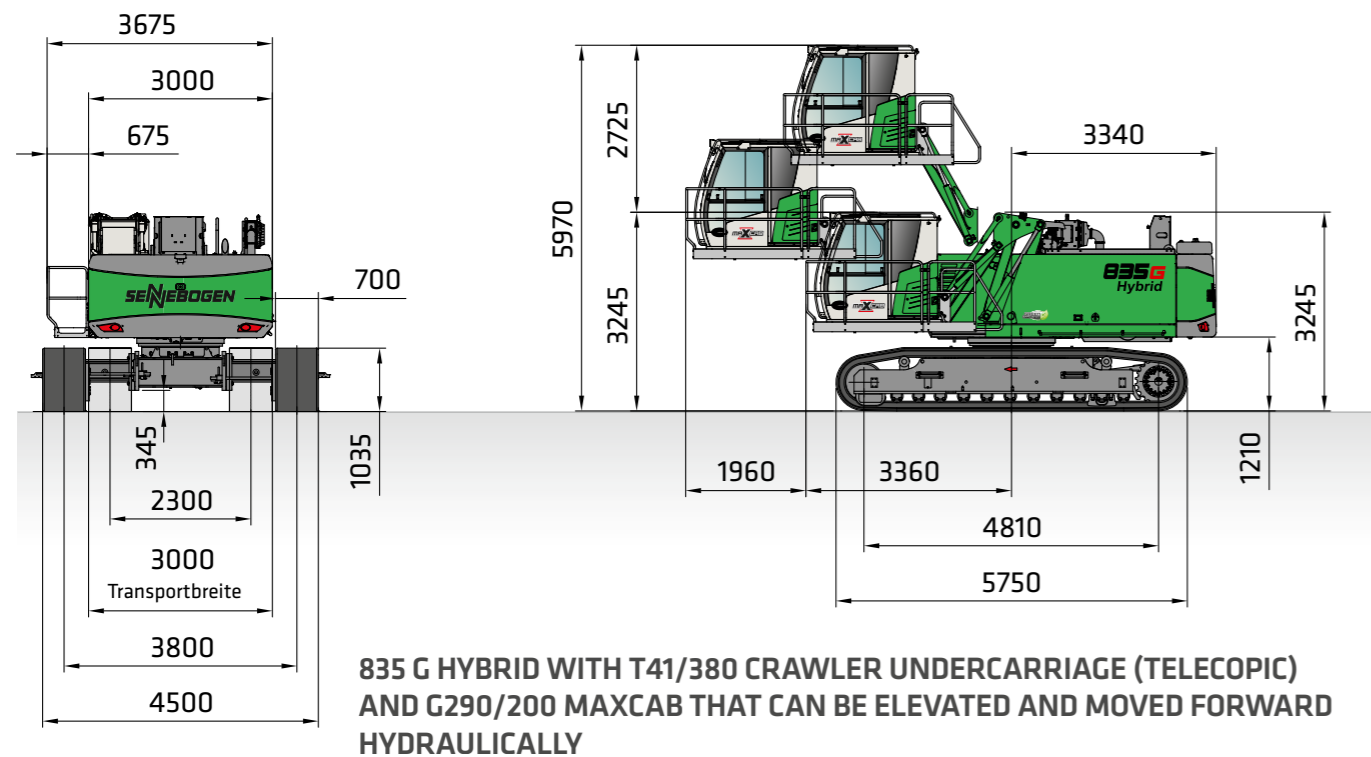
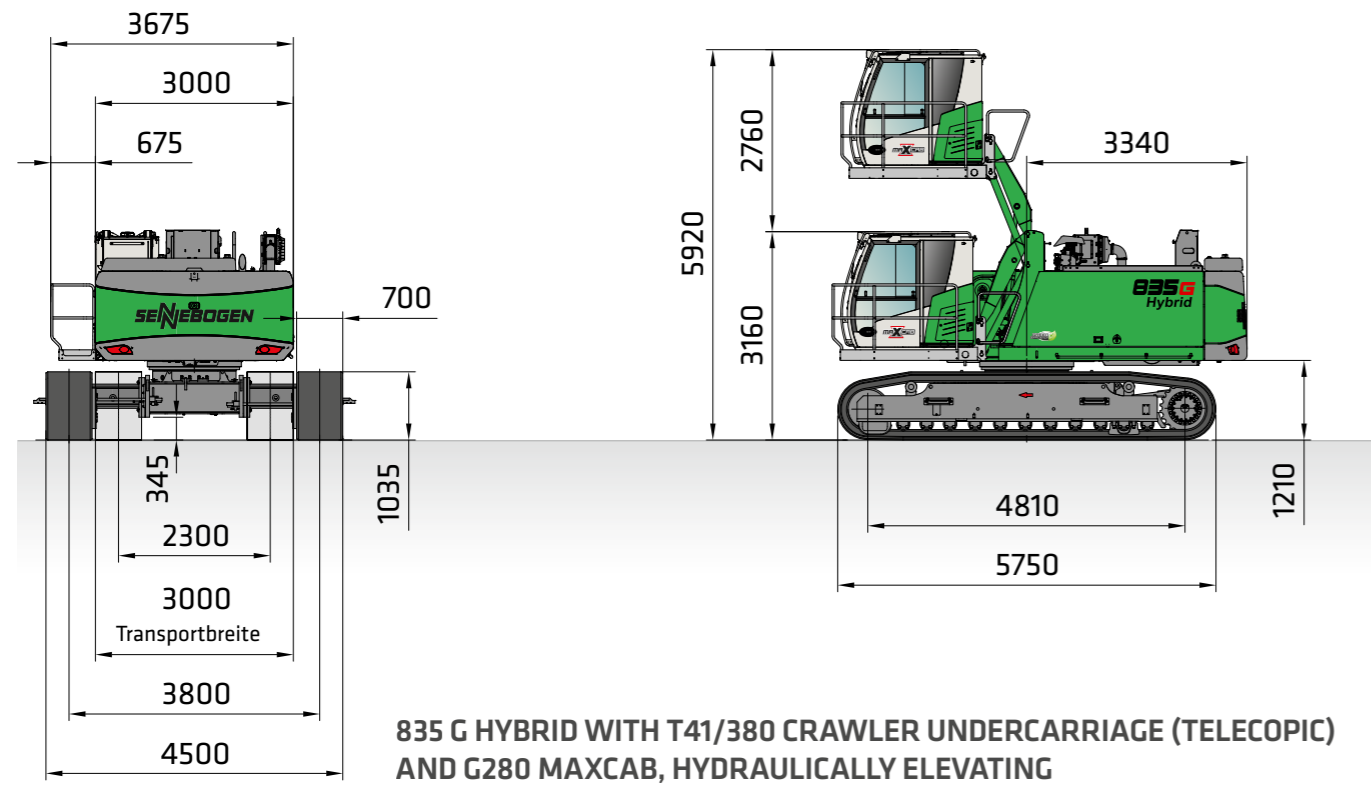
TRANSPORT DIMENSIONS 835G HYBRID, MP41, G280

	COMPACT BOOM	GRAB STICK	TRANSPORT LENGTH (L)	TRANSPORT HEIGHT (H)
K18	10.1 m	7.9 m	14.6 m	3.49 m
B18	10.6 m Banana	7.9 m	15.0 m	3.6 m
B19	10.6 m Banana	9.4 m	15.0 m	3.49 m*
K20	11.0 m	9.4 m	15.0 m	3.49 m*

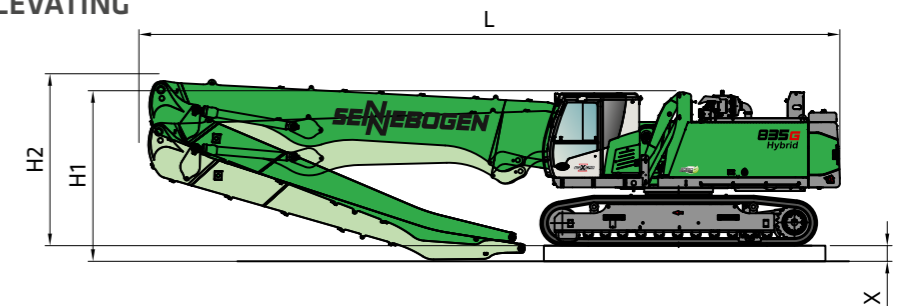
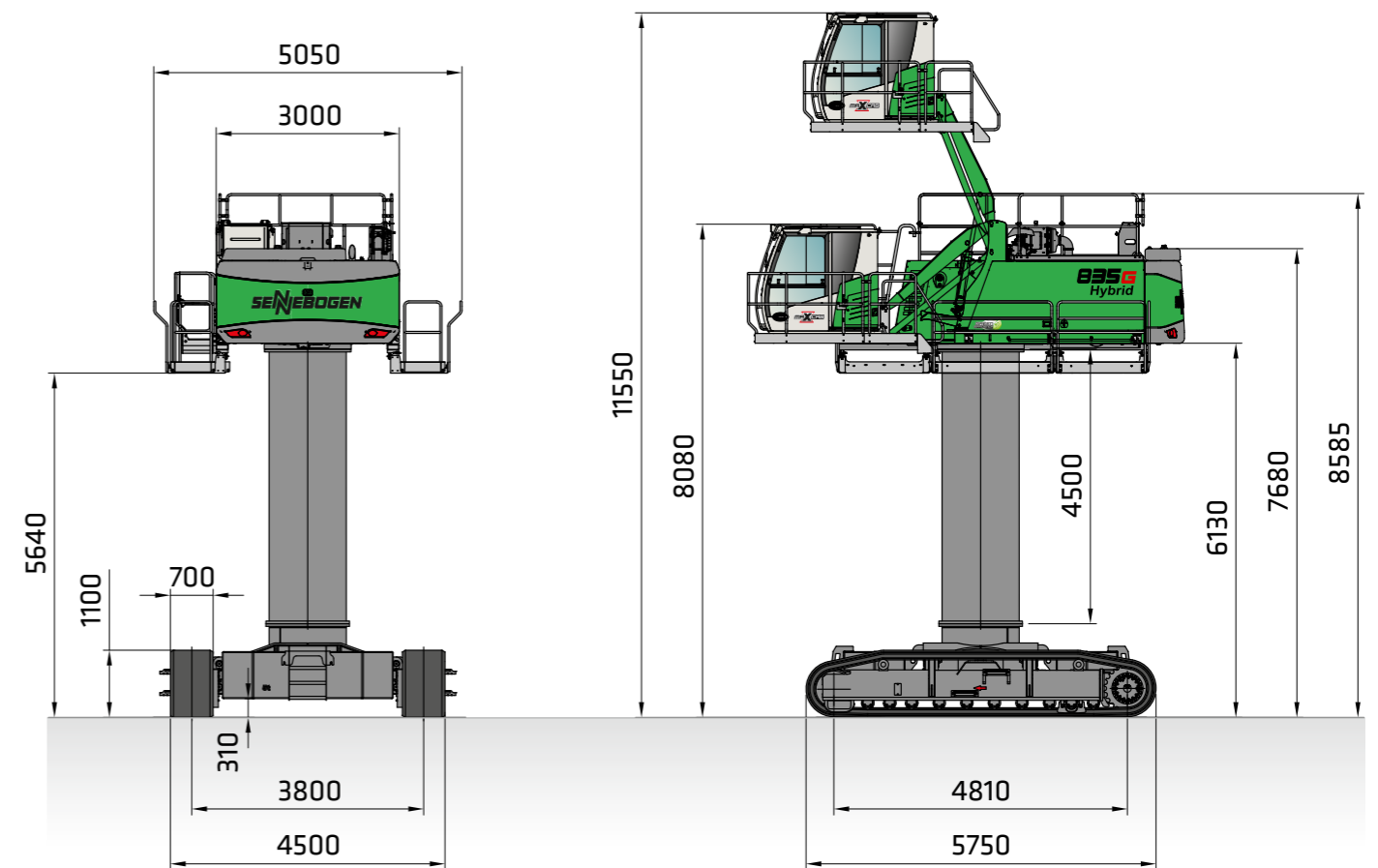
Other transport dimensions on request

* = stick removed

DIMENSIONS CRAWLER



DIMENSIONS CRAWLER SPECIAL




835G HYBRID WITH R44/380 CRAWLER UNDERCARRIAGE AND G350 MAXCAB, HYDRAULICALLY ELEVATING

TRANSPORT DIMENSIONS 835G HYBRID, T41/380, G280

	COMPACT BOOM	GRAB STICK	TRANSPORT LENGTH (L)	TRANSPORT HEIGHT (H2)	TRANSPORT HEIGHT (H1)	TRANSPORT HEIGHT (X)
K18	10.1 m	7.9 m	14.5 m	3.7 m	-	-
B18	10.6 m Banana	7.9 m	15.0 m	3.6 m	-	-
B19	10.6 m Banana	9.4 m	15.0 m	-	3.8 m	0.3 m
K20	11.0 m	9.4 m	15.2 m	3.2 m *	-	-

Other transport dimensions on request

* = stick removed



Robust and stable: 835 G hybrid feeds scrap shears



SENNEBOGEN ACADEMY

Increase your knowledge because success is based on knowledge. In the SENNEBOGEN ACADEMY we place great importance on ensuring it flows powerfully.

➔ www.sennebogen-academy.com



SERVICE AND MAINTENANCE

Comprehensive customer service. And supply of spare parts. Service is a TOP priority for us.

➔ www.sennebogen.com/customer-service



SENtrack

Manage your fleet efficiently with SENtrack: Use information that would otherwise stay hidden and increase your efficiency:

➔ www.sennebogen.com/sentrack



RENTAL & USED

Discover the unique range of rental machines available from SENNEBOGEN Rental & Used. Find your rental machine here:

➔ www.sennebogen-rental-used.com

JOIN OUR OPERATORS' CLUB

The spotlight is on you and your machine! We focus on exclusive information, sharing experiences with other SENNEBOGEN operators as well as fun and enthusiasm.

All the benefits here ➔ www.sennebogen.com/operators-club



MOVE BIG THINGS WITH US



over **69**
years of
experience

100 %
family company

over **1600**
experienced
specialists worldwide

4
production plants
in Germany

over **180**
sales and service partners
worldwide

27
different
material handlers



Telehandler 4-5.5 t	Balancer 130-300 t	Material handler 17-420 t	Duty cycle crane 13.5-300 t	Crawler crane 50-300 t	Telecrane 16-130 t	Port crane 300 t
------------------------	-----------------------	------------------------------	--------------------------------	---------------------------	-----------------------	---------------------

835G | Hybrid

Order no. 295539
835-G-092110

This catalog describes machine models, the scope of equipment of individual models, and configuration options (standard equipment and optional equipment) of the machines delivered by SENNEBOGEN Maschinenfabrik GmbH. Machine illustrations may contain optional and supplementary equipment. Actual equipment may vary depending on the country to which the machines are delivered, especially in regard to standard and optional equipment. All product designations used may be trademarks of SENNEBOGEN Maschinenfabrik GmbH or other supplying companies, and any use by third parties for their own purposes may violate the rights of the owners.

Please contact your local SENNEBOGEN sales partner for information concerning the equipment variants offered. Requested performance characteristics are only binding if they are expressly stipulated upon conclusion of the contract. Delivery options and technical features are subject to change. All information is supplied without liability. Equipment is subject to change, and rights of advancement are reserved. © SENNEBOGEN Maschinenfabrik GmbH, Straubing, Germany. Reproduction in whole or in part only with written consent of SENNEBOGEN Maschinenfabrik GmbH, Straubing, Germany.

SENNEBOGEN
Maschinenfabrik GmbH
Hebbelstrasse 30
94315 Straubing, Germany

 www.sennebogen.com

MOVE BIG THINGS

SALES SENNEBOGEN
Green Line Sales
Tel. +49 9421 540-146
materialhandling@sennebogen.de

SPARE PARTS CENTER
Spare parts orders
spareparts@sennebogen.de

AFTER SALES
Technical support
service@sennebogen.de

