

MOVING YOU FURTHER

HX130 LCR

With Tier 4 final / Stage III B Engine installed



*Foto kan optionele uitrusting omvatten.

Net Power

SAE J1349 / 53 kW (71 HP) at 2,200 rpm

Gross Power

SAE J1995 / 55 kW (74 HP) at 2,200 rpm

Travel Speed

5.5 km/hr (3.4 mph) / 3.3 km/hr (2.1 mph)

Operating Weight

12,700 kg / 27,999 lb



RULE THE GROUND

The HX Series excavators are products of HHI's spirit of initiative, creativity and strong drive. HHI's engineers, who are the best in the industry, have worked tirelessly to offer a zero-defect product. The new HX Series reflects customers' needs in the field gleaned by thorough monitoring. They maximize fuel efficiency and performance proven by rigorous field tests and quality control.





HYUNDAI

HX130LCR

*Foto kan optionele uitrusting omvatten.

RULE THE GROUND

The HX series exceeds customers' expectation!
Become a true leader on the ground with HHI's HX series.



WORK MAX, WORTH MAX

- ECO Gauge
- IPC (Intelligent Power Control)
- New Variable Power Control
- Attachment Flow Control (Option)
- New Cooling System with Increased Air Flow
- Enlarged Air Inlet with Grill Cover
- Cycle Time Improvement



INFOTAINMENT FRONTIER

- Intelligent and Wide Cluster
- Wi-Fi Direct with Smart Phone (Miracast)
- Proportional Auxiliary Hydraulic System
- New Audio System



MORE RELIABLE, MORE SUSTAINABLE

- Durable Cooling Module
- Reinforced Pin, Bush and Polymer Shim
- Reinforced Durability of Upper and Lower Structure and Attachments
- Hi-grade (High-pressure) Hoses



HX130_{LCR}



MODERN COMFORT, SIMPLE AND SAFE SOLUTION

- Hi MATE (Remote Management System)
- Viscous Suspension Mount
- Swing Lock System (Option)
- Fine Swing Control (Option)



*Foto kan optionele uitrusting omvatten.



*Foto kan optionele uitrusting omvatten.

Cycle Time Improvement

The HX Series provides higher productivity on the site by faster operation.

WORK MAX, WORTH MAX

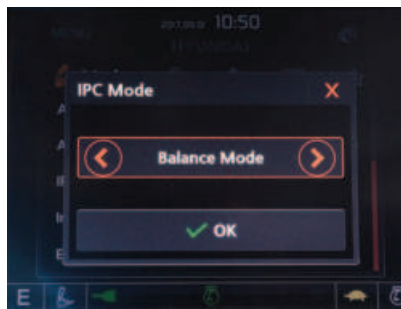
Fuel Efficient System, Allows Great Performance

The HX Series has an eco-friendly, high-performance engine which ensures both excellent fuel efficiency and high power. With outstanding operating performance proven by rigorous tests at various work sites, it will satisfy any customer's needs.



ECO Gauge

ECO Gauge enable economic operation of machines. The gauge level and color displays engine torque and fuel efficiency level. On top of that, the status of fuel consumption such as average rate and the total amount of fuel consumed are displayed. Hourly and daily based fuel consumption can be checked in the detailed menu as well.



IPC (Intelligent Power Control)

The IPC controls power control depending on work environments. Its mode can be selected and released on the monitor. On the excavation mode, pump flow can be easily controlled by a lever, reducing fuel consumption.



Attachment Flow Control

The HX Series improves pump flow rate by independent control of two pumps. It optimizes attachments for effective flow rate setting depending on attachments (ten breaker types and ten crusher types), enabling various operations matching the site environments.

New Variable Power Control

The HX Series minimizes equipment input and output control signals to improve fuel efficiency. Its three-stage Power mode ensures the highest performance in any operating environment.

- * P (power) mode: Maximizes speed and power of the equipment for heavy load work.
- * S (standard) mode: Optimizes performance and fuel efficiency of the equipment for general load work.
- * E (economy) mode: Improves the control system for light load work.

Enlarged Air Inlet with Grill Cover

Enlarged vent hole of the air inlet side cover and fine net grill to prevent penetration of foreign materials further improve durability.

MORE RELIABLE, MORE SUSTAINABLE


New Exterior Design for Robustness and Safety

The true value of the HX Series lies in its durability. The robust upper and lower frame structure that can endure external shock and high-load work and the attachments whose performance was proven by rigorous tests further show the real value of the HX Series in tough working environments and promise higher productivity.



Durable Cooling Module

The HX Series has a durable cooling module that passed stringent tests, demonstrating the highest productivity in tough working environments.



Reinforced Pin, Bush and Polymer Shim

The HX series improves lubricity of connecting parts between the equipment and attachments. Gaps with attachments are minimized by wear-resistant long-life pins, bushes and polymer shims, supporting the highest performance with invariable durability.



Reinforced Durability of Upper and Lower Structure and Attachments

The upper and lower structure and attachments of the HX Series have higher durability than demanded on the site, as proven through numerous tests including road tests and virtual simulation. The wear resistance of the bucket has been improved by use of new material.



*Foto kan optionele uitrusting omvatten.

Hi-grade (High-pressure) Hoses

The HX Series uses high-pressure hoses with improved heat and pressure resistance, greatly increasing the durability of the equipment.



*Foto kan optionele uitrusting omvatten.

INFOTAINMENT FRONTIER

Enhanced Instrument Panel for Easier Monitoring

Many electronic functions are concentrated on the most convenient spot for operators to ensure work efficiency. The highly-advanced infotainment system, a product of HHI's intensive information technology, enables both productivity and pleasant work at the same time! The HX Series of HHI provides higher value and pleasure to customers.



Intelligent and Wide Cluster

The 8-inch capacitive-type display (like smartphone display) of the HX Series is 30% larger than the previous model, delivering excellent legibility. The centralized switches on the display allow convenience of checking the urea level and temperature outside the cabin. The audio AUX, air conditioner, heater interoperation, wiper, lamp, overload warning, travel, alarm and inclination sensor also maximize operator's convenience.

Wi-Fi Direct with Smart Phone (Miracast)

The Miracast system based on Wi-Fi of the operator's smart phone enables easy and convenient use of various features of the smart phone on the big screen including navigation, web surfing, viewing of videos, and listening to music. (For Android mobile phone now)

Proportional Auxiliary Hydraulic System

- Opt: Proportional control switch for better speed control
- Enlarge the operation convenience




New Audio System

Radio player, USB-based MP3 player, integrated Bluetooth hands-free feature, and built-in microphone allow convenient phone calls while in work and in transit. The radio player was moved to the right side from the rear, allowing easier access.

MODERN COMFORT, SIMPLE AND SAFE SOLUTION

New Cabin for More Comfort

Low noise, low vibration, and ergonomic design make the cabin space more comfortable and pleasant! With focus on safety and convenience of operators, the HX Series allows rapid and safe equipment inspection anytime and anywhere, providing an optimal environment for operators to work.



AAVM (Advanced Around View Monitoring) Camera System (Option)

The HX Series has a state-of-the-art AAVM video camera system to secure field of vision for operators in all directions, thereby preventing accidents. Operators can easily check the workplace in the front, rear and to the right and left.

- * AAVM (Advanced Around View Monitoring): Secure field of vision in all directions by nine views including 3D bird's eye view and 2D/4CH view.
- * IMOD (Intelligent Moving Object Detection): Inform when people or dangerous objects are detected within the range of operation (recognition distance: 5 m).

HiMATE

It's convenient, easy and valuable

Hi MATE, Hyundai's newly developed remote management system, utilizes GPS-satellite technology to provide customers with the highest level of service and product support available. Hi MATE enables users to remotely evaluate machine performance, access diagnostic information, and verify machine locations at the touch of a button.

What are the Benefits?



Increase Productivity

It helps you operate machines efficient. You can check the difference between total engine hours and actual working hours. See how productive your machines are and plan any required cost saving solutions. Hi MATE offers working information such as working / idling hours, fuel consumption and rate.



Convenient and Easy Monitoring

There is not much to do to monitor your machines. Just log on to the Hi MATE website or mobile application. Hi MATE allows you to watch your machines whenever and wherever you are.



Security

Protect your machines from theft or unauthorized usage with Hi MATE. If the machine moves out of the Geo-fence boundary, you will get alerts.



*Foto kan optionele uitrusting omvatten.

Swing Lock System (Option)

Swing Lock System is provided to maintain stability when swing movement needs to be limited, improving operating speed and productivity.

Fine Swing Control (Option)

Fine swing control is available for customer's convenience when users want to control fine swing.

SPECIFICATIONS

ENGINE

Maker / Model	Perkins 854F		
Type	Water-cooled, 4-cycle diesel, 4-cylinder inline, Direct injection, Turbocharged, Charge and air cooled		
Rated flywheel horse power	SAE	J1995 (gross)	55 kW (74 HP) at 2,200 rpm
		J1349 (net)	53 kW (71 HP) at 2,200 rpm
	DIN	6271/1 (gross)	55 kW (75 PS) at 2,200 rpm
		6271/1 (net)	53 kW (72 PS) at 2,200 rpm
Max. torque	43.0 kgf-m (313 lbf-ft) at 1,200 rpm		
Bore x stroke	99 x 110 mm (3.89" x 4.33")		
Piston displacement	3,400 cc (207.5 cu in)		
Batteries	2 x 12 V x 100 Ah		
Starting motor	24 V - 4.5 kW		
Alternator	24 V - 65 A		

HYDRAULIC SYSTEM

MAIN PUMP

Type	Variable displacement tandem axis piston pumps
Max. flow	2 x 126 l/min (33.3 US gpm / 27.7 UK gpm)
Sub-pump for pilot circuit	Gear pump

Cross-sensing and fuel saving pump system

HYDRAULIC MOTORS

Travel	Two speed axial pistons motor with brake valve and parking brake
Swing	Axial piston motor with automatic brake

RELIEF VALVE SETTING

Implement circuits	330 kgf/cm ² (4,690 psi)
Travel	330 kgf/cm ² (4,690 psi)
Power boost (boom, arm, bucket)	360 kgf/cm ² (5,120 psi)
Swing circuit	285 kgf/cm ² (4,050 psi)
Pilot circuit	40 kgf/cm ² (570 psi)
Service valve	Installed

HYDRAULIC CYLINDERS

No. of cylinder bore x stroke	Boom: 2-95 x 1,015 mm (3.7" X 40.0")
	Arm: 1-110 x 1,070 mm (4.3" X 42.1")
	Bucket: 1-100 x 855 mm (3.9" X 33.7")
	Dozer Blade: 2-100 x 240 mm (3.9" x 9.4")
	2-Piece Boom:
	1st: 2-95 x 1,015 mm (3.7" x 40.0") 2nd: 1-145 x 613 mm (5.7" x 24.1")

DRIVES & BRAKES

Drive method	Fully hydrostatic type
Drive motor	Axial piston motor, in-shoe design
Reduction system	Planetary reduction gear
Max. drawbar pull	11,400 kgf (25,100 lbf)
Max. travel speed (high / low)	5.5 km/hr (3.4 mph) / 3.3 km/hr (2.1 mph)
Gradeability	35° (70%)
Parking brake	Multi wet disc

CONTROL

Pilot pressure operated joysticks and pedals with detachable lever provide almost effortless and fatiguelless operation.

Pilot control	Two joysticks with one safety lever (LH): Swing and arm (RH): Boom and bucket (ISO)
Traveling and steering	Two levers with pedals
Engine throttle	Electric, Dial type

SWING SYSTEM

Swing motor	Fixed displacement axial piston motor
Swing reduction	Planetary gear reduction
Swing bearing lubrication	Grease-bathed
Swing brake	Multi wet disc
Swing speed	12.6 rpm

COOLANT & LUBRICANT CAPACITY

	liter	US gal	UK gal
Re-filling			
Fuel tank	240	63.4	52.8
Engine coolant	19.5	5.2	4.3
Engine oil	8	2.1	1.8
Swing device - gear oil	2.5	0.7	0.5
Final drive (each) - gear oil	2.3	0.6	0.5
Hydraulic system (including tank)	160	42.3	35.2
Hydraulic tank	96	25.4	21.1

UNDERCARRIAGE

The X-leg type center frame is integrally welded with reinforced box-section track frames. The undercarriage includes lubricated rollers, idlers, track adjusters with shock absorbing springs and sprockets and a track chain with double or triple grouser shoes.

Center frame	X - leg type
Track frame	Pentagonal box type
No. of shoes on each side	43 EA
No. of carrier roller on each side	1 EA
No. of track roller on each side	6 EA
No. of rail guard on each side	1 EA

OPERATING WEIGHT (APPROXIMATE)

Operating weight, including 4,300 mm (14' 1") boom; 2,260 mm (7' 5") arm; SAE heaped 0.40 m³ (0.52 yd³) bucket, lubricant, coolant, full fuel tank, full hydraulic tank and all standard equipments.

MAJOR COMPONENT WEIGHT

Shoes	Ground pressure
Upperstructure	6,300 kg (13,889 lb)
4.3 m (14' 1") mono boom (with arm cylinder)	950 kg (2,090 lb)

OPERATING WEIGHT

		Operating weight		Ground pressure
Type	Width mm (in)	kg (lb)		kgf / cm ² (psi)
Triple grouser	500 (20")	HX130LCR	12,700 (27,999)	0.42 (5.95)
		HX130LCR (Dozer type)	13,400 (29,542)	0.44 (6.28)
	600 (24")	HX130LCR	12,850 (28,329)	0.35 (5.02)
		HX130LCR (Dozer type)	13,560 (29,895)	0.37 (5.30)
	700 (28")	HX130LCR	13,000 (28,660)	0.31 (4.35)

BUCKET SELECTION GUIDE & DIGGING FORCE

BUCKETS

All buckets are welded with high-strength steel.



SAE heaped
m³ (yd³)



0.30 (0.39)



※ 0.40 (0.50)



0.45 (0.59)



0.50 (0.65)

0.59 (0.77)

Capacity m ³ (yd ³)		Width mm (in)		Weight kg (lb)	Recommendation mm (ft.in)				
SAE heaped	CECE heaped	Without side cutters	With side cutters		4,300 (14' 1") boom			4,566 (14' 11") boom	
					1,960 (6' 5") Arm	2,260 (7' 5") Arm	2,810 (9' 3") Arm	1,960 (6' 5") Arm	2,260 (7' 5") Arm
0.30 (0.39)	0.27 (0.35)	610 (24.0)	700 (27.6)	332 (730)	●	●	●	●	●
※ 0.40 (0.52)	0.35 (0.46)	760 (29.9)	850 (33.5)	383 (840)	●	●	●	●	●
0.45 (0.59)	0.40 (0.52)	830 (32.7)	920 (36.2)	401 (880)	●	●	●	●	●
0.50 (0.65)	0.45 (0.59)	900 (35.4)	990 (39.0)	419 (920)	●	●	●	●	●
0.59 (0.77)	0.52 (0.68)	1,030 (40.6)	1,120 (44.1)	463 (1,020)	●	●	■	●	●

※ Standard bucket

- : Applicable for materials with density of 2,100 kg /m³ (3,540 lb/ yd³) or less
- : Applicable for materials with density of 1,800 kg /m³ (3,030 lb/ yd³) or less
- : Applicable for materials with density of 1,500 kg /m³ (2,530 lb/ yd³) or less
- ▲ : Applicable for materials with density of 1,200 kg /m³ (2,020 lb/ yd³) or less

ATTACHMENT

Booms and arms are welded with a low-stress, full-box section design.
4.3 m (14' 1") boom and 1.96 m (6' 5"); 2.26 m (7' 5") & 2.81 m (9' 3") Arms are available.

DIGGING FORCE

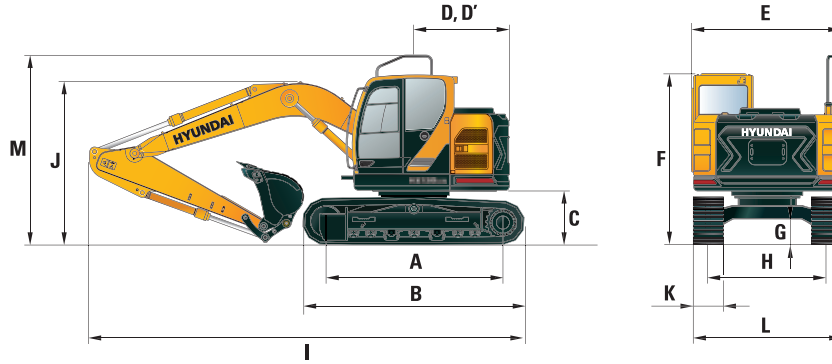
Boom	Length	mm (ft.in)	4,300 (14' 1")			Remarks:
	Weight	kg (lb)	950 (2,090)			
Arm	Length	mm (ft.in)	1,960 (6' 5")	2,260 (7' 5")	2,810 (9' 3")	[]: Power Boost
	Weight	kg (lb)	320 (710)	340 (750)	400 (880)	
Bucket digging force	SAE	kN	87.8 [95.8]	87.8 [95.8]	87.8 [95.8]	
		kgf	8,954 [9,768]	8,954 [9,768]	8,954 [9,768]	
		lbf	19,740 [21,534]	19,740 [21,534]	19,740 [21,534]	
	ISO	kN	101.7 [111.0]	101.7 [111.0]	101.7 [111.0]	
		kgf	10,369 [11,312]	10,369 [11,312]	10,369 [11,312]	
		lbf	22,860 [24,938]	22,860 [24,938]	22,860 [24,938]	
Arm crowd force	SAE	kN	60.6 [66.1]	56.1 [61.2]	48.3 [52.7]	
		kgf	6,178 [6,739]	5,716 [6,236]	4,928 [5,376]	
		lbf	13,619 [14,857]	12,602 [13,747]	10,865 [11,852]	
	ISO	kN	63.2 [68.9]	58.3 [63.6]	50.0 [54.5]	
		kgf	6,443 [7,029]	5,943 [6,484]	5,093 [5,556]	
		lbf	14,204 [15,495]	13,103 [14,294]	12,228 [12,249]	

Note : Boom weight includes arm cylinder, piping, and pin
Arm weight includes bucket cylinder, linkage, and pin

DIMENSIONS & WORKING RANGE

HX130LCR DIMENSIONS

4.3 m (15' 1") boom and 1.96 m (6' 5"); 2.26 m (7' 5") & 2.81 m (9' 3") Arm.

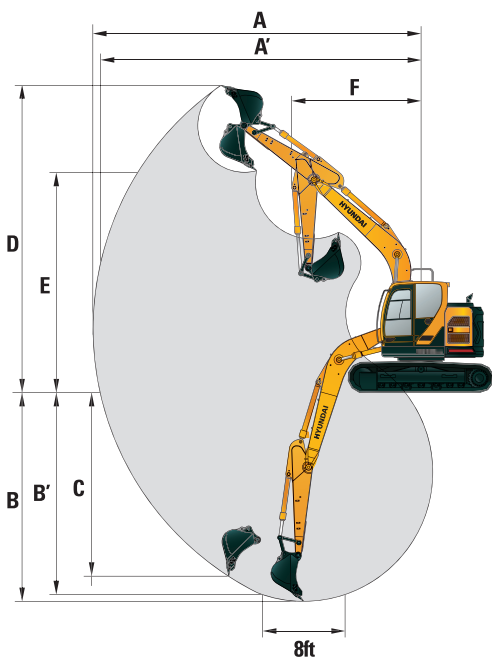


Unit : mm (ft-in)

A	Tumbler distance	2,780 (9' 2")
B	Overall length of crawler	3,490 (11' 5")
C	Ground clearance of counterweight	900 (2' 11")
D	Tail swing radius	1,500 (4' 10")
D'	Rear-end length	1,500 (4' 10")
E	Overall width of upperstructure	2,500 (8' 2")
F	Overall height of cab	2,900 (9' 6")
G	Min. ground clearance	440 (1' 5")
H	Track gauge	1,990 (6' 6")
M	Overall height of guardrail	3,165 (10' 5")

Boom length	4,300 (14' 1")		
Arm length	1,960 (6' 5")	2,260 (7' 5")	2,810 (9' 3")
I Overall length	6,840 (22' 5")	6,860 (22' 6")	6,800 (22' 3")
J Overall height of boom	2,530 (8' 3")	2,750 (9' 0")	3,070 (10' 1")
K Track shoe width	500 (20")	600 (24")	700 (28")
L Overall width	2,500 (8' 2")	2,600 (8' 6")	2,700 (8' 10")

HX130LCR WORKING RANGE



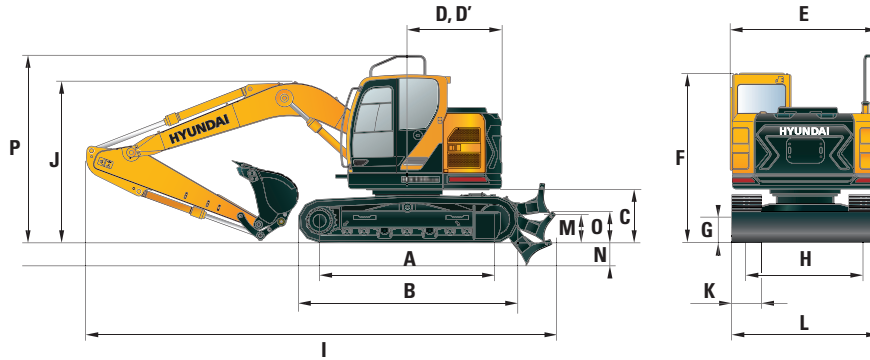
Unit : mm (ft-in)

Boom length	4,300 (14' 1")		
Arm length	1,960 (6' 5")	2,260 (7' 5")	2,810 (9' 3")
A Max. digging reach	7,410 (24' 4")	7,690 (25' 3")	8,220 (27' 0")
A' Max. digging reach on ground	7,250 (23' 9")	7,540 (24' 9")	8,080 (26' 6")
B Max. digging depth	4,720 (15' 6")	5,020 (16' 6")	5,570 (18' 3")
B' Max. digging depth (8' level)	4,460 (14' 8")	4,790 (15' 9")	5,380 (17' 8")
C Max. vertical wall digging depth	3,960 (13' 0")	4,290 (14' 1")	4,830 (15' 10")
D Max. digging height	7,920 (26' 0")	8,110 (26' 7")	8,480 (27' 10")
E Max. dumping height	5,620 (18' 5")	5,880 (19' 0")	6,170 (20' 3")
F Min. front swing radius	2,310 (7' 6")	2,340 (7' 8")	2,470 (8' 1")

DIMENSIONS & WORKING RANGE

HX130LCR (DOZER TYPE) DIMENSIONS

4.3 m (15' 1") boom and 1.96 m (6' 5"); 2.26 m (7' 5") & 2.81 m (9' 3") Arm.

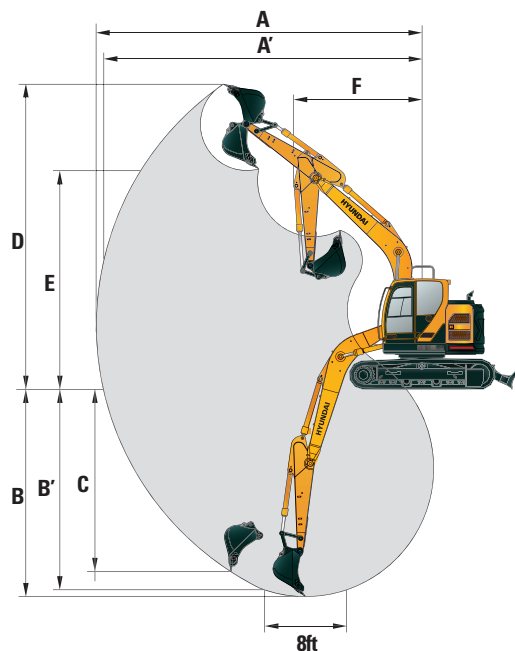


Unit : mm (ft-in)

A	Tumbler distance	2,780 (9' 2")
B	Overall length of crawler	3,490 (11' 5")
C	Ground clearance of counterweight	900 (2' 11")
D	Tail swing radius	1,500 (4' 10")
D'	Rear-end length	1,500 (4' 10")
E	Overall width of upperstructure	2,500 (8' 2")
F	Overall height of cab	2,900 (9' 6")
G	Min. ground clearance	440 (1' 5")
H	Track gauge	1,990 (6' 6")
M	Ground clearance of blade up	545 (1' 9")
N	Depth of blade down	515 (1' 8")
O	Height of blade	580 (1' 9")
P	Overall height of guardrail	3,165 (10' 5")

Boom length	4,300 (14' 1")		
Arm length	1,960 (6' 5")	2,260 (7' 5")	2,810 (9' 3")
I Overall length	7,560 (24' 8")	7,580 (24' 9")	7,520 (24' 7")
J Overall height of boom	2,530 (8' 3")	2,750 (9' 0")	3,070 (10' 1")
K Track shoe width	500 (20")	600 (24")	700 (28")
L Overall width	2,500 (8' 2")	2,600 (8' 6")	2,700 (8' 10")

HX130LCR (DOZER TYPE) WORKING RANGE



Unit : mm (ft-in)











Boom length	4,300 (14' 1")		
Arm length	1,960 (6' 5")	2,260 (7' 5")	2,810 (9' 3")
A Max. digging reach	7,410 (24' 4")	7,690 (25' 3")	8,220 (27' 0")
A' Max. digging reach on ground	7,250 (23' 9")	7,540 (24' 9")	8,080 (26' 6")
B Max. digging depth	4,720 (15' 6")	5,020 (16' 6")	5,570 (18' 3")
B' Max. digging depth (8' level)	4,460 (14' 8")	4,790 (15' 9")	5,380 (17' 8")
C Max. vertical wall digging depth	3,960 (13' 0")	4,290 (14' 1")	4,830 (15' 10")
D Max. digging height	7,920 (26' 0")	8,110 (26' 7")	8,480 (27' 10")
E Max. dumping height	5,620 (18' 5")	5,880 (19' 0")	6,170 (20' 3")
F Min. front swing radius	2,310 (7' 6")	2,340 (7' 8")	2,470 (8' 1")

LIFTING CAPACITY











 Rating over-front  Rating over-side or 360 degrees

HX130LCR











Boom: 4.3 m (14' 1") / Arm: 2.26 m (7' 5") / Bucket: 0.40 m³ SAE heaped / Shoe: 500 mm (20") triple grouser / Dozer None

Load point height m (ft)	Load radius								At max. reach		
	1.5m (4.9 ft)		3.0m (9.8 ft)		4.5m (14.8 ft)		6.0m (19.7 ft)		Capacity	Reach	
											m (ft)
6.0m (19.7 ft)	kg				*2,780	*2,780			*2,340	*2,340	4.64
	lb				*6,130	*6,130			*5,160	*5,160	(15.2)
4.5m (14.8 ft)	kg				*3,070	2,970			*2,100	1,960	5.75
	lb				*6,770	6,550			*4,630	4,320	(18.9)
3.0m (9.8 ft)	kg		*4,800	*4,800	*3,690	2,830	2,540	1,790	*2,060	1,640	6.32
	lb		*10,580	*10,580	*8,140	6,240	5,600	3,950	*4,540	3,620	(20.7)
1.5m (4.9 ft)	kg		*7,130	4,850	3,860	2,650	2,480	1,730	*2,170	1,530	6.50
	lb		*15,720	10,690	8,510	5,840	5,470	3,810	*4,780	3,370	(21.3)
Ground Line	kg		7,350	4,610	3,720	2,520	2,420	1,680	2,250	1,560	6.32
	lb		16,200	10,160	8,200	5,560	5,340	3,700	4,960	3,440	(20.7)
-1.5m (-4.9 ft)	kg	*4,880	*4,880	7,310	4,580	3,670	2,480		2,570	1,780	5.75
	lb	*10,760	*10,760	16,120	10,100	8,090	5,470		5,670	3,920	(18.9)
-3.0m (-9.8 ft)	kg	*9,320	*9,320	*6,880	4,690	3,750	2,550		3,590	2,450	4.64
	lb	*20,550	*20,550	*15,170	10,340	8,270	5,620		7,910	5,400	(15.2)

Boom: 4.3 m (14' 1") / Arm: 2.26 m (7' 5") / Bucket: 0.40 m³ SAE heaped / Shoe: 500 mm (20") triple grouser / Dozer Down

Load point height m (ft)	Load radius								At max. reach		
	1.5m (4.9 ft)		3.0m (9.8 ft)		4.5m (14.8 ft)		6.0m (19.7 ft)		Capacity	Reach	
											m (ft)
6.0m (19.7 ft)	kg				*2,780	*2,780			*2,340	*2,340	4.64
	lb				*6,130	*6,130			*5,160	*5,160	(15.2)
4.5m (14.8 ft)	kg				*3,070	*3,070			*2,100	*2,100	5.75
	lb				*6,770	*6,770			*4,630	*4,630	(18.9)
3.0m (9.8 ft)	kg		*4,800	*4,800	*3,690	3,240	*3,300	2,070	*2,060	1,890	6.32
	lb		*10,580	*10,580	*8,140	7,140	*7,280	4,560	*4,540	4,170	(20.7)
1.5m (4.9 ft)	kg		*7,130	5,670	*4,550	3,060	*3,650	2,000	*2,170	1,770	6.50
	lb		*15,720	12,500	*10,030	6,750	*8,050	4,410	*4,780	3,900	(21.3)
Ground Line	kg		*7,520	5,420	*5,180	2,930	*3,900	1,950	*2,460	1,810	6.32
	lb		*16,580	11,950	*11,420	6,460	*8,600	4,300	*5,420	3,990	(20.7)
-1.5m (-4.9 ft)	kg	*4,880	*4,880	*8,050	5,390	*5,290	2,890		*3,080	2,060	5.75
	lb	*10,760	*10,760	*17,750	11,880	*11,660	6,370		*6,790	4,540	(18.9)
-3.0m (-9.8 ft)	kg	*9,320	*9,320	*6,880	5,500	*4,410	2,960		*4,170	2,840	4.64
	lb	*20,550	*20,550	*15,170	12,130	*9,720	6,530		*9,190	6,260	(15.2)

Boom: 4.3 m (14' 1") / Arm: 2.26 m (7' 5") / Bucket: 0.40 m³ SAE heaped / Shoe: 500 mm (20") triple grouser / Dozer Up

Load point height m (ft)	Load radius								At max. reach		
	1.5m (4.9 ft)		3.0m (9.8 ft)		4.5m (14.8 ft)		6.0m (19.7 ft)		Capacity	Reach	
											m (ft)
6.0m (19.7 ft)	kg				*2,780	*2,780			*2,340	*2,340	4.64
	lb				*6,130	*6,130			*5,160	*5,160	(15.2)
4.5m (14.8 ft)	kg				*3,070	*3,070			*2,100	2,080	5.75
	lb				*6,770	*6,770			*4,630	4,590	(18.9)
3.0m (9.8 ft)	kg		*4,800	*4,800	*3,690	3,000	2,520	1,910	*2,060	1,750	6.32
	lb		*10,580	*10,580	*8,140	6,610	5,560	4,210	*4,540	3,860	(20.7)
1.5m (4.9 ft)	kg		*7,130	5,160	3,820	2,820	2,450	1,850	2,160	1,640	6.50
	lb		*15,720	11,380	8,420	6,220	5,400	4,080	4,760	3,620	(21.3)
Ground Line	kg		7,260	4,910	3,670	2,690	2,390	1,800	2,220	1,670	6.32
	lb		16,010	10,820	8,090	5,930	5,270	3,970	4,890	3,680	(20.7)
-1.5m (-4.9 ft)	kg	*4,880	*4,880	7,230	4,890	3,630	2,650		2,540	1,900	5.75
	lb	*10,760	*10,760	15,940	10,780	8,000	5,840		5,600	4,190	(18.9)
-3.0m (-9.8 ft)	kg	*9,320	*9,320	*6,880	4,990	3,710	2,720		3,550	2,620	4.64
	lb	*20,550	*20,550	*15,170	11,000	8,180	6,000		7,830	5,780	(15.2)


1. Lifting capacity are based on ISO 10567.

2. Lifting capacity of the HX series does not exceed 75% of tipping load with the machine on firm, level ground or 87% of full hydraulic capacity.

3. The Lift-point is bucket pivot mounting pin on the arm (without bucket mass).











4. (*) indicates load limited by hydraulic capacity.

LIFTING CAPACITY











 Rating over-front  Rating over-side or 360 degrees

HX130LCR











Boom: 4.3 m (14' 1") / Arm: 1.96 m (6' 5") / Bucket: 0.40 m³ SAE heaped / Shoe: 500 mm (20") triple grouser / Dozer None

Load point height m (ft)		Load radius								At max. reach		
		1.5m (4.9 ft)		3.0m (9.8 ft)		4.5m (14.8 ft)		6.0m (19.7 ft)		Capacity		Reach m (ft)
												
6.0m (19.7 ft)	kg									*2,600	*2,600	4.24
	lb									*5,730	*5,730	(13.9)
4.5m (14.8 ft)	kg					*3,340	2,930			*2,300	2,140	5.43
	lb					*7,360	6,460			*5,070	4,720	(17.8)
3.0m (9.8 ft)	kg			*5,320	5,300	*3,930	2,800	*2,480	1,780	*2,260	1,760	6.03
	lb			*11,730	11,680	*8,660	6,170	*5,470	3,920	*4,980	3,880	(19.8)
1.5m (4.9 ft)	kg			*7,280	4,790	3,840	2,640	2,470	1,730	2,340	1,630	6.22
	lb			*16,050	10,560	8,470	5,820	5,450	3,810	5,160	3,590	(20.4)
Ground Line	kg			*7,250	4,610	3,720	2,530	2,430	1,690	2,410	1,680	6.03
	lb			*15,980	10,160	8,200	5,580	5,360	3,730	5,310	3,700	(19.8)
-1.5m (-4.9 ft)	kg	*5,370	*5,370	7,360	4,620	3,690	2,500			2,810	1,940	5.43
	lb	*11,840	*11,840	16,230	10,190	8,140	5,510			6,190	4,280	(17.8)
-3.0m (-9.8 ft)	kg			*6,460	4,750					4,170	2,830	4.24
	lb			*14,240	10,470					9,190	6,240	(13.9)

Boom: 4.3 m (14' 1") / Arm: 1.96 m (6' 5") / Bucket: 0.40 m³ SAE heaped / Shoe: 500 mm (20") triple grouser / Dozer Down

Load point height m (ft)		Load radius								At max. reach		
		1.5m (4.9 ft)		3.0m (9.8 ft)		4.5m (14.8 ft)		6.0m (19.7 ft)		Capacity		Reach m (ft)
												
6.0m (19.7 ft)	kg									*2,600	*2,600	4.24
	lb									*5,730	*5,730	(13.9)
4.5m (14.8 ft)	kg					*3,340	*3,340			*2,300	*2,300	5.43
	lb					*7,360	*7,360			*5,070	*5,070	(17.8)
3.0m (9.8 ft)	kg			*5,320	*5,320	*3,930	3,220	*2,480	2,050	*2,260	2,030	6.03
	lb			*11,730	*11,730	*8,660	7,100	*5,470	4,520	*4,980	4,480	(19.8)
1.5m (4.9 ft)	kg			*7,280	5,610	*4,730	3,050	*3,780	2,000	*2,390	1,900	6.22
	lb			*16,050	12,370	*10,430	6,720	*8,330	4,410	*5,270	4,190	(20.4)
Ground Line	kg			*7,250	5,420	*5,280	2,940	*3,050	1,960	*2,720	1,950	6.03
	lb			*15,980	11,950	*11,640	6,480	*6,720	4,320	*6,000	4,300	(19.8)
-1.5m (-4.9 ft)	kg	*5,370	*5,370	*7,900	5,430	*5,250	2,910			*3,490	2,260	5.43
	lb	*11,840	*11,840	*17,420	11,970	*11,570	6,420			*7,690	4,980	(17.8)
-3.0m (-9.8 ft)	kg			*6,460	5,570					*4,340	3,290	4.24
	lb			*14,240	12,280					*9,570	7,250	(13.9)

Boom: 4.3 m (14' 1") / Arm: 1.96 m (6' 5") / Bucket: 0.40 m³ SAE heaped / Shoe: 500 mm (20") triple grouser / Dozer Up

Load point height m (ft)		Load radius								At max. reach		
		1.5m (4.9 ft)		3.0m (9.8 ft)		4.5m (14.8 ft)		6.0m (19.7 ft)		Capacity		Reach m (ft)
												
6.0m (19.7 ft)	kg									*2,600	*2,600	4.24
	lb									*5,730	*5,730	(13.9)
4.5m (14.8 ft)	kg					*3,340	3,110			*2,300	2,270	5.43
	lb					*7,360	6,860			*5,070	5,000	(17.8)
3.0m (9.8 ft)	kg			*5,320	*5,320	*3,930	2,980	*2,480	1,900	*2,260	1,880	6.03
	lb			*11,730	*11,730	*8,660	6,570	*5,470	4,190	*4,980	4,140	(19.8)
1.5m (4.9 ft)	kg			*7,280	5,090	3,800	2,810	2,450	1,850	2,310	1,750	6.22
	lb			*16,050	11,220	8,380	6,190	5,400	4,080	5,090	3,860	(20.4)
Ground Line	kg			*7,250	4,920	3,680	2,700	2,400	1,810	2,390	1,800	6.03
	lb			*15,980	10,850	8,110	5,950	5,290	3,990	5,270	3,970	(19.8)
-1.5m (-4.9 ft)	kg	*5,370	*5,370	7,280	4,920	3,650	2,680			2,780	2,080	5.43
	lb	*11,840	*11,840	16,050	10,850	8,050	5,910			6,130	4,590	(17.8)
-3.0m (-9.8 ft)	kg			*6,460	5,060					4,130	3,020	4.24
	lb			*14,240	11,160					9,110	6,660	(13.9)

- Lifting capacity are based on ISO 10567.
- Lifting capacity of the HX series does not exceed 75% of tipping load with the machine on firm, level ground or 87% of full hydraulic capacity.











- The Lift-point is bucket pivot mounting pin on the arm (without bucket mass).
- (*) indicates load limited by hydraulic capacity.

LIFTING CAPACITY











 Rating over-front  Rating over-side or 360 degrees

HX130LCR











Boom: 4.3 m (14' 1") / Arm: 2.81 m (9' 2") / Bucket: 0.40 m³ SAE heaped / Shoe: 500 mm (20") triple grouser / Dozer None

Load point height m (ft)	Load radius								At max. reach			
	1.5m (4.9 ft)		3.0m (9.8 ft)		4.5m (14.8 ft)		6.0m (19.7 ft)		Capacity	Reach		
											m (ft)	
6.0m (19.7 ft)	kg				*2,460	*2,460			*1,760	*1,760	5.36	
	lb				*5,420	*5,420			*3,880	*3,880	(17.6)	
4.5m (14.8 ft)	kg				*2,550	*2,550	*2,380	1,850	*1,600	*1,600	6.34	
	lb				*5,620	*5,620	*5,250	4,080	*3,530	*3,530	(20.8)	
3.0m (9.8 ft)	kg		*3,820	*3,820	*3,210	2,870	2,560	1,800	*1,570	1,420	6.86	
	lb		*8,420	*8,420	*7,080	6,330	5,640	3,970	*3,460	3,130	(22.5)	
1.5m (4.9 ft)	kg		*6,270	4,970	3,880	2,670	2,470	1,720	*1,650	1,330	7.03	
	lb		*13,820	10,960	8,550	5,890	5,450	3,790	*3,640	2,930	(23.1)	
Ground Line	kg		7,350	4,600	3,700	2,510	2,390	1,650	*1,830	1,350	6.86	
	lb		16,200	10,140	8,160	5,530	5,270	3,640	*4,030	2,980	(22.5)	
-1.5m (-4.9 ft)	kg	*4,170	*4,170	7,230	4,500	3,620	2,430	2,360	1,620	2,190	1,500	6.34
	lb	*9,190	*9,190	15,940	9,920	7,980	5,360	5,200	3,570	4,830	3,310	(20.8)
-3.0m (-9.8 ft)	kg	*7,330	*7,330	7,300	4,560	3,640	2,450			2,820	1,930	5.36
	lb	*16,160	*16,160	16,090	10,050	8,020	5,400			6,220	4,250	(17.6)

Boom: 4.3 m (14' 1") / Arm: 2.81 m (9' 2") / Bucket: 0.40 m³ SAE heaped / Shoe: 500 mm (20") triple grouser / Dozer Down

Load point height m (ft)	Load radius								At max. reach			
	1.5m (4.9 ft)		3.0m (9.8 ft)		4.5m (14.8 ft)		6.0m (19.7 ft)		Capacity	Reach		
											m (ft)	
6.0m (19.7 ft)	kg				*2,460	*2,460			*1,760	*1,760	5.36	
	lb				*5,420	*5,420			*3,880	*3,880	(17.6)	
4.5m (14.8 ft)	kg				*2,550	*2,550	*2,380	2,120	*1,600	*1,600	6.34	
	lb				*5,620	*5,620	*5,250	4,670	*3,530	*3,530	(20.8)	
3.0m (9.8 ft)	kg		*3,820	*3,820	*3,210	*3,210	*2,980	2,070	*1,570	*1,570	6.86	
	lb		*8,420	*8,420	*7,080	*7,080	*6,570	4,560	*3,460	*3,460	(22.5)	
1.5m (4.9 ft)	kg		*6,270	5,800	*4,150	3,080	*3,380	1,990	*1,650	1,550	7.03	
	lb		*13,820	12,790	*9,150	6,790	*7,450	4,390	*3,640	3,420	(23.1)	
Ground Line	kg		*7,830	5,420	*4,940	2,920	*3,740	1,920	*1,830	1,580	6.86	
	lb		*17,260	11,950	*10,890	6,440	*8,250	4,230	*4,030	3,480	(22.5)	
-1.5m (-4.9 ft)	kg	*4,170	*4,170	*8,140	5,310	*5,260	2,840	*3,830	1,890	*2,210	1,750	6.34
	lb	*9,190	*9,190	*17,950	11,710	*11,600	6,260	*8,440	4,170	*4,870	3,860	(20.8)
-3.0m (-9.8 ft)	kg	*7,330	*7,330	*7,430	5,370	*4,880	2,860			*3,140	2,250	5.36
	lb	*16,160	*16,160	*16,380	11,840	*10,760	6,310			*6,920	4,960	(17.6)

Boom: 4.3 m (14' 1") / Arm: 2.81 m (9' 2") / Bucket: 0.40 m³ SAE heaped / Shoe: 500 mm (20") triple grouser / Dozer Up

Load point height m (ft)	Load radius								At max. reach			
	1.5m (4.9 ft)		3.0m (9.8 ft)		4.5m (14.8 ft)		6.0m (19.7 ft)		Capacity	Reach		
											m (ft)	
6.0m (19.7 ft)	kg				*2,460	*2,460			*1,760	*1,760	5.36	
	lb				*5,420	*5,420			*3,880	*3,880	(17.6)	
4.5m (14.8 ft)	kg				*2,550	*2,550	*2,380	1,970	*1,600	*1,600	6.34	
	lb				*5,620	*5,620	*5,250	4,340	*3,530	*3,530	(20.8)	
3.0m (9.8 ft)	kg		*3,820	*3,820	*3,210	3,040	2,530	1,920	*1,570	1,520	6.86	
	lb		*8,420	*8,420	*7,080	6,700	5,580	4,230	*3,460	3,350	(22.5)	
1.5m (4.9 ft)	kg		*6,270	5,280	3,840	2,840	2,440	1,840	*1,650	1,430	7.03	
	lb		*13,820	11,640	8,470	6,260	5,380	4,060	*3,640	3,150	(23.1)	
Ground Line	kg		7,270	4,910	3,660	2,680	2,360	1,770	*1,830	1,450	6.86	
	lb		16,030	10,820	8,070	5,910	5,200	3,900	*4,030	3,200	(22.5)	
-1.5m (-4.9 ft)	kg	*4,170	*4,170	7,150	4,810	3,580	2,600	2,330	1,740	2,160	1,610	6.34
	lb	*9,190	*9,190	15,760	10,600	7,890	5,730	5,140	3,840	4,760	3,550	(20.8)
-3.0m (-9.8 ft)	kg	*7,330	*7,330	7,220	4,870	3,600	2,620			2,790	2,070	5.36
	lb	*16,160	*16,160	15,920	10,740	7,940	5,780			6,150	4,560	(17.6)

1. Lifting capacity are based on ISO 10567.

2. Lifting capacity of the HX series does not exceed 75% of tipping load with the machine on firm, level ground or 87% of full hydraulic capacity.

3. The Lift-point is bucket pivot mounting pin on the arm (without bucket mass).











4. (*) indicates load limited by hydraulic capacity.

LIFTING CAPACITY











 Rating over-front  Rating over-side or 360 degrees

HX130LCR











Boom: 4.3 m (14' 1") / Arm: 2.26 m (7' 5") / Bucket: 0.40 m³ SAE heaped / Shoe: 600 mm (24") triple grouser / Dozer None

Load point height m (ft)	Load radius								At max. reach			
	1.5m (4.9 ft)		3.0m (9.8 ft)		4.5m (14.8 ft)		6.0m (19.7 ft)		Capacity		Reach m (ft)	
												
6.0m (19.7 ft)	kg					*2,780	*2,780			*2,340	*2,340	4.64
	lb					*6,130	*6,130			*5,160	*5,160	(15.2)
4.5m (14.8 ft)	kg					*3,070	3,030			*2,100	2,000	5.75
	lb					*6,770	6,680			*4,630	4,410	(18.9)
3.0m (9.8 ft)	kg		*4,800	*4,800	*3,690	2,890	2,650	1,840		*2,060	1,680	6.32
	lb		*10,580	*10,580	*8,140	6,370	5,840	4,060		*4,540	3,700	(20.7)
1.5m (4.9 ft)	kg		*7,130	4,970	4,010	2,720	2,580	1,770		*2,170	1,570	6.50
	lb		*15,720	10,960	8,840	6,000	5,690	3,900		*4,780	3,460	(21.3)
Ground Line	kg		*7,520	4,720	3,870	2,590	2,520	1,720		2,340	1,600	6.32
	lb		*16,580	10,410	8,530	5,710	5,560	3,790		5,160	3,530	(20.7)
-1.5m (-4.9 ft)	kg	*4,880	*4,880	7,620	4,700	3,830	2,550			2,680	1,820	5.75
	lb	*10,760	*10,760	16,800	10,360	8,440	5,620			5,910	4,010	(18.9)
-3.0m (-9.8 ft)	kg	*9,320	*9,320	*6,880	4,800	3,900	2,620			3,740	2,510	4.64
	lb	*20,550	*20,550	*15,170	10,580	8,600	5,780			8,250	5,530	(15.2)

Boom: 4.3 m (14' 1") / Arm: 2.26 m (7' 5") / Bucket: 0.40 m³ SAE heaped / Shoe: 600 mm (24") triple grouser / Dozer Down

Load point height m (ft)	Load radius								At max. reach			
	1.5 m (5 ft)		3.0 m (10 ft)		4.5 m (15 ft)		6.0 m (20 ft)		Capacity		Reach m (ft)	
												
6.0m (19.7 ft)	kg					*2,780	*2,780			*2,340	*2,340	4.64
	lb					*6,130	*6,130			*5,160	*5,160	(15.2)
4.5m (14.8 ft)	kg					*3,070	*3,070			*2,100	*2,100	5.75
	lb					*6,770	*6,770			*4,630	*4,630	(18.9)
3.0m (9.8 ft)	kg		*4,800	*4,800	*3,690	3,320	*3,300	2,120		*2,060	1,940	6.32
	lb		*10,580	*10,580	*8,140	7,320	*7,280	4,670		*4,540	4,280	(20.7)
1.5m (4.9 ft)	kg		*7,130	5,800	*4,550	3,140	*3,650	2,050		*2,170	1,820	6.50
	lb		*15,720	12,790	*10,030	6,920	*8,050	4,520		*4,780	4,010	(21.3)
Ground Line	kg		*7,520	5,550	*5,180	3,000	*3,900	2,000		*2,460	1,860	6.32
	lb		*16,580	12,240	*11,420	6,610	*8,600	4,410		*5,420	4,100	(20.7)
-1.5m (-4.9 ft)	kg	*4,880	*4,880	*8,050	5,520	*5,290	2,960			*3,080	2,120	5.75
	lb	*10,760	*10,760	*17,750	12,170	*11,660	6,530			*6,790	4,670	(18.9)
-3.0m (-9.8 ft)	kg	*9,320	*9,320	*6,880	5,630	*4,410	3,030			*4,170	2,910	4.64
	lb	*20,550	*20,550	*15,170	12,410	*9,720	6,680			*9,190	6,420	(15.2)

Boom: 4.3 m (14' 1") / Arm: 2.26 m (7' 5") / Bucket: 0.40 m³ SAE heaped / Shoe: 600 mm (24") triple grouser / Dozer Up

Load point height m (ft)	Load radius								At max. reach			
	1.5 m (5 ft)		3.0 m (10 ft)		4.5 m (15 ft)		6.0 m (20 ft)		Capacity		Reach m (ft)	
												
6.0m (19.7 ft)	kg					*2,780	*2,780			*2,340	*2,340	4.64
	lb					*6,130	*6,130			*5,160	*5,160	(15.2)
4.5m (14.8 ft)	kg					*3,070	*3,070			*2,100	*2,100	5.75
	lb					*6,770	*6,770			*4,630	*4,630	(18.9)
3.0m (9.8 ft)	kg		*4,800	*4,800	*3,690	3,070	2,640	1,960		*2,060	1,800	6.32
	lb		*10,580	*10,580	*8,140	6,770	5,820	4,320		*4,540	3,970	(20.7)
1.5m (4.9 ft)	kg		*7,130	5,280	4,000	2,890	2,570	1,890		*2,170	1,680	6.50
	lb		*15,720	11,640	8,820	6,370	5,670	4,170		*4,780	3,700	(21.3)
Ground Line	kg		*7,520	5,030	3,860	2,760	2,520	1,840		2,340	1,710	6.32
	lb		*16,580	11,090	8,510	6,080	5,560	4,060		5,160	3,770	(20.7)
-1.5m (-4.9 ft)	kg	*4,880	*4,880	7,590	5,010	3,810	2,720			2,670	1,950	5.75
	lb	*10,760	*10,760	16,730	11,050	8,400	6,000			5,890	4,300	(18.9)
-3.0m (-9.8 ft)	kg	*9,320	*9,320	*6,880	5,110	3,890	2,790			3,720	2,680	4.64
	lb	*20,550	*20,550	*15,170	11,270	8,580	6,150			8,200	5,910	(15.2)

1. Lifting capacity are based on ISO 10567.

2. Lifting capacity of the HX series does not exceed 75% of tipping load with the machine on firm, level ground or 87% of full hydraulic capacity.

3. The Lift-point is bucket pivot mounting pin on the arm (without bucket mass).

4. (*) indicates load limited by hydraulic capacity.

ENGINE	STD	OPT
Perkins 854F engine	●	
HYDRAULIC SYSTEM		
Intelligent Power Control (IPC)		
3-power mode, 2-work mode, user mode	●	
Variable Power Control	●	
Pump Flow Control	●	
Attachment Mode Flow Control	●	
Engine Auto Idle	●	
Engine Auto Shutdown Control		●
CABIN & INTERIOR		
ISO Standard cabin		
Rise-up type windshield wiper	●	
Radio / USB player	●	
Handsfree mobile phone system with USB	●	
12 volt power outlet (24V DC to 12V DC converter)	●	
Electric horn	●	
All-weather steel cab with 360° visibility	●	
Safety glass windows	●	
Sliding fold-in front window	●	
Sliding side window (LH)	●	
Lockable door	●	
Hot & cool box	●	
Storage compartment & Ashtray	●	
Transparent cabin roof-cover	●	
Sun visor	●	
Door and cab locks, one key	●	
Pilot-operated slidable joystick	●	
Console box height adjust system	●	
Automatic climate control		
Air conditioner & heater	●	
Defroster	●	
Starting Aid (air grid heater) for cold weather	●	
Centralized monitoring		
8" LCD display	●	
Engine speed or Trip meter/Accel.	●	
Engine coolant temperature gauge	●	
Max power	●	
Low speed/High speed	●	
Auto idle	●	
Overload	●	
Check Engine	●	
Air cleaner clogging	●	
Indicators	●	
ECO Gauges	●	
Fuel level gauge	●	
Hyd. oil temperature gauge	●	
Warnings	●	
Communication error	●	
Low battery	●	
Clock	●	
Cabin lights		●
Cabin front window rain guard	●	
Seat		
Mechanical suspension seat with heater	●	
Adjustable air suspension seat with heater		●
Cabin FOPS/FOG (ISO/DIS 10262) Level 2		
FOG (Falling Object Guard)		●
Cabin ROPS (ISO 12117-2)		
ROPS (Roll Over Protective Structure)	●	

SAFETY	STD	OPT
Battery master switch	●	
Rearview camera	●	
Four front working lights	●	
Travel alarm	●	
Rear work lamp		●
Beacon lamp		●
Automatic swing brake	●	
Boom holding system	●	
Arm holding system	●	
Safety lock valve for boom cylinder with overload warning device	●	
Safety lock valve for arm cylinder		●
Swing Lock System		●
Two outside rearview mirrors	●	
AAVM		●
OTHER		
Boom		
4,3 m; 14' 1"	●	
Arms		
1,96 m; 6' 5"		●
2,26 m; 7' 5"	●	
2,81 m; 9' 3"		●
Hi MATE (Remote Management System)	●	
Batteries (2 × 12 V × 100 Ah)	●	
Fuel filler pump (50 l/min)	●	
Single-acting piping kit (breaker, etc.)		●
Double-acting piping kit (clamshell, etc.)	●	
Rotating Piping Kit		●
Quick coupler piping		●
Quick coupler		●
Accumulator for lowering work equipment	●	
Pattern change valve (2 patterns)		●
Fine Swing Control System		●
Tool kit		●
UNDERCARRIAGE		
Lower frame under cover (Normal)	●	
Dozer Blade		●
Track shoes		
Triple grouser shoe (500 mm; 20")		●
Triple grouser shoe (600 mm; 24")	●	
Triple grouser shoe (700 mm; 28")		●
Track Pad (500 mm; 20")		●
Rubber Pad (500 mm; 20")		●

STD = Standard
OPT = Optional

- * Standard and optional equipment may vary. Contact your Hyundai dealer for more information.
- * The machine may vary according to International standards.
- * The photos may include attachments and optional equipment that are not available in your area.
- * Materials and specifications are subject to change without advance notice.
- * All imperial measurements rounded off to the nearest pound or inch.
- * The air conditioning system on this machine contains the fluorinated greenhouse gas refrigerant HFC-134a (Global Warming Potential = 1430). The system contains 0.75 kg of refrigerant which has a CO₂ equivalent of 1.0725 metric tonne.



PLEASE CONTACT

Hyundai Construction Equipment Europe nv

Hyundailaan 4, 3980 Tessenderlo, Belgium Tel: (32) 14-56-2200 Fax: (32) 14-59-3405 www.hyundai.eu

EN - 2019.06 Rev 2